

AGENDA
COLORADO LIMITED GAMING CONTROL COMMISSION

Meeting of April 15, 2021
Beginning at 9:15 a.m.
Via Cisco Webex

Division of Gaming
1707 Cole Blvd., Ste. 350
Lakewood, CO 80401

In addition to other matters that may properly be considered by the Colorado Limited Gaming Control Commission, the following items are scheduled for consideration and adoption on April 15, 2021. Times contained in the agenda are approximate.

PUBLIC SESSION

I. Call to Order

EXECUTIVE SESSION

Review of confidential background licensing reports scheduled for consideration during the public session as well as review of confidential reports from the Colorado Bureau of Investigation.

PUBLIC SESSION (reconvened)

II. Consideration of Licensing Actions

Limited Gaming Licenses

Renewal of the Manufacturer/Distributor License for
WMCK Acquisition Corp. d/b/a Century Casino Cripple Creek
Sasquatch Casino, LLC d/b/a Sasquatch Casino
The Lodge Casino, LLC d/b/a The Lodge Casino at Black Hawk

Renewal of the Retail License for
WMCK Acquisition Corp. d/b/a Century Casino Cripple Creek
Century Casinos Cripple Creek, Inc. d/b/a Century Casinos
CC Tollgate LLC d/b/a Century Casino
Ed and Shirley's, Inc. d/b/a The Wild Card Saloon
Sasquatch Casino, LLC d/b/a Sasquatch Casino
The Lodge Casino, LLC d/b/a The Lodge Casino at Black Hawk
The Gilpin Casino, LLC d/b/a The Gilpin Hotel Casino

Temporary Licensing of Associated Equipment Supplier License for
XpertX, Inc.

Temporary Licensing of Operator and Manufacturer/Distributor License for
Gaming Arts, LLC

Sports Betting Licenses

Renewal of the Master License for

WMCK Acquisition Corp. d/b/a Century Casino Cripple Creek
Century Casinos Cripple Creek, Inc. d/b/a Century Casinos
CC Tollgate LLC d/b/a Century Casino
Ed and Shirley's, Inc. d/b/a The Wild Card Saloon
Sasquatch Casino, LLC d/b/a Sasquatch Casino
The Lodge Casino, LLC d/b/a The Lodge Casino at Black Hawk
The Gilpin Casino, LLC d/b/a The Gilpin Hotel Casino

First Sports Betting Operator License for

SBOpco, LLC d/b/a SuperBook

First Internet Sports Betting Operator License for

SBOpco, LLC d/b/a SuperBook

First Vendor Minor License for

VEGASWINNERS INC.
USBR LLC
Triple Sharp Media LLC
Forty Two Digital Media Ltd
OTHERLEVELS INC.
appalgo LTD
DFS MEDIA LLC

- III. Opportunity for Public to Address the Commission
- IV. Consideration of Division Limited Gaming Financial Statements for February 2021
- V. Consideration of Division Sports Betting Financial Statements for February 2021
- VI. Emergency Rulemaking Hearing Rule 3, Regulation 30-313.5 – Licensed Premises Location
- VII. Rulemaking Hearing Limited Gaming Rules 8, 10, 12, 25, 26 & 28
- VIII. Rulemaking Hearing Colorado Gaming Rule 14 – Gaming Tax

Presentation by the Division of Gaming

Paul Hogan, Chief Auditor, Division of Gaming

Statements of Gaming Impacts on State Agencies

Paul Hogan, Chief Auditor, Division of Gaming
Colorado Judicial Branch

Presentation by History Colorado

Tamra Ward, Chair of Board of Directors, History Colorado

Steve Turner, Executive Director, History Colorado Department of Revenue

Presentation by State Board for Community Colleges

Paul Hogan, Chief Auditor, Division of Gaming

Opportunity for the public to address the Commission on Colorado Limited Gaming Rule 14 – Gaming Tax

Close and continue hearing on Colorado Limited Gaming Rule 14 – Gaming Tax

IX. Fiscal Year 2022 Budget Requests

Presentation by the Colorado Department of Public Safety

Stan Hilkey, Executive Director, Colorado Department of Public Safety

- *Colorado Bureau of Investigation – John Camper, Division Director*
- *Colorado State Patrol – Matthew Packard, Chief*
- *Division of Fire Prevention and Control – Mike Morgan, Division Director*

Presentation by the Division of Gaming

Dustin Hoover, Budget Analyst, Specialized Business Group, Department of Revenue

Kristi Piazza, Budget Manager, Specialized Business Group, Department of Revenue

X. Consideration of Organizational Matters

XI. Adjournment

At the discretion of the Commission, any or all of the above matters may be continued for consideration or adoption at a different time, may be considered out of order, or may be considered at the next meeting of the Commission.

PUBLIC SESSION



**STATEMENT OF GAMING REVENUES
GAMING TAXES, AND EXPENDITURES
(UNAUDITED)
FOR THE EIGHT (8) MONTHS ENDED
FEBRUARY 28, 2021**




April 15, 2021

State Treasurer and Members of the Colorado Limited Gaming Control Commission:

Pursuant to Section 44-30-203 (i), C.R.S., the Colorado Division of Gaming is required to furnish monthly a, "report which contains a full and complete statement of the division's revenues and expenses."

The attached combined financial statements for February 28, 2021 have not been audited. They contain the most current data available. This information has been collected and recorded in accordance with generally accepted accounting principles.

Respectfully submitted,



Vickie Floyd
Division Controller

**COLORADO DIVISION OF GAMING
FINANCIAL STATEMENTS
(UNAUDITED)**

DISTRIBUTION

Honorable Jared Polis	Governor
Representative Alec Garnett	Speaker of the House of Representatives
Senator Leroy Garcia	President of the Senate
Senator Chris Holbert	Senate Minority Leader
Representative Hugh McKean	House Minority Leader
Senator Dominick Moreno	Chair, Joint Budget Committee
Ms. Kristen Blessman	Chair, Limited Gaming Control Commission
Mr. Richard Nathan	Vice Chair, Limited Gaming Control Commission
Mr. Timothy Carlson	Limited Gaming Control Commission
Mr. Shawn Coleman	Limited Gaming Control Commission
Mr. Justin Davis	Limited Gaming Control Commission
Mr. Mark Ferrandino	Executive Director, Department of Revenue
Mr. Cory Amend	Senior Director of Enforcement, Department of Revenue
Mr. Daniel Hartman	Director, Division of Gaming
Mr. Jason Grothaus	Deputy Chief Financial Officer, Department of Revenue
Mr. Ramon Alvarado	Deputy Budget Director, Department of Revenue
Mr. Bob Jaros	State Controller
Mr. Charles Scheibe	Chief Financial Officer, Department of the Treasury
Mr. George Orłowski	State Archivist
Ms. Dianne Ray	State Auditor
Ms. Elizabeth Burger	Joint Legislative Library
Mr. Ben Henderson	Deputy Director for Budget, Governor's Office
Colorado State Publications Depository and Distribution Center	State of Colorado Library

DIVISION OF GAMING
STATEMENT OF REVENUES
GAMING TAXES, AND EXPENDITURES
(UNAUDITED)

TABLE OF CONTENTS

Comparative Tax Revenues 1

Comparative Statement of Revenues,
Expenditures, and Changes in Fund Balance..... 2

Budget Status 3

**COLORADO DIVISION OF GAMING
TAX REVENUES COMPARISON
FEBRUARY 28, 2021 AND FEBRUARY 29, 2020**

The Colorado Limited Gaming Control Commission assesses taxes based on adjusted gross proceeds (AGP).

The tax rates for period ending June 30, 2021 are:

3% on AGP from charitable gaming
.25% on amounts up to \$2 million
2% on amounts over \$2 million and up to \$5 million
9% on amounts over \$5 million and up to \$8 million
11% on amounts over \$8 million and up to \$10 million
16% on amounts over \$10 million and up to \$13 million
20% on amounts over \$13 million

The tax rates for year ending June 30, 2021 are the same as they were for year ending June 30, 2020.

For Periods Beginning July 1, 2019 and 2020 through February 29, 2020 and February 28, 2021

<u>AGP Comparison</u>				
Range	Prior Year AGP	Current Year AGP	Difference	Percent Change
\$0 - \$2 Million	\$ 4,019,627	\$ 1,133,303	\$ (2,886,324)	(71.81)%
\$2 - \$5 Million	\$ 38,602,060	\$ 36,866,454	\$ (1,735,606)	(4.50)%
\$5 - \$8 Million	\$ 33,239,470	\$ 32,635,441	\$ (604,029)	(1.82)%
\$8 - \$10 Million	\$ 34,737,986	\$ 26,946,446	\$ (7,791,540)	(22.43)%
\$10 - \$13 Million	\$ 46,097,764	\$ 45,439,289	\$ (658,475)	(1.43)%
\$13+ Million	\$ 397,375,743	\$ 345,017,987	\$ (52,357,756)	(13.18)%
Total	\$ 554,072,650	\$ 488,038,920	\$ (66,033,730)	(11.92)%

<u>Tax Comparison</u>				
Range	Prior Year Tax	Current Year Tax	Difference	Percent Change
\$0 - \$2 Million	\$ 185,049	\$ 157,833	\$ (27,216)	(14.71)%
\$2 - \$5 Million	\$ 1,672,041	\$ 1,597,329	\$ (74,712)	(4.47)%
\$5 - \$8 Million	\$ 5,601,552	\$ 5,007,190	\$ (594,362)	(10.61)%
\$8 - \$10 Million	\$ 3,381,179	\$ 3,184,109	\$ (197,070)	(5.83)%
\$10 - \$13 Million	\$ 5,775,642	\$ 5,190,286	\$ (585,356)	(10.13)%
\$13+ Million	\$ 53,475,149	\$ 45,603,598	\$ (7,871,551)	(14.72)%
Total	\$ 70,090,612	\$ 60,740,345	\$ (9,350,267)	(13.34)%

<u>Open Casinos Comparison</u>			
Range	Prior Year No. of Tax Returns Filed by Casinos	This Year No. of Tax Returns Filed by Casinos	Difference
\$0 - \$2 Million	3	2	(1)
\$2 - \$5 Million	12	10	(2)
\$5 - \$8 Million	3	5	2
\$8 - \$10 Million	3	3	0
\$10 - \$13 Million	3	4	1
\$13+ Million	9	9	0
Total	33	33	0

**COLORADO DIVISION OF GAMING
COMBINED STATEMENT OF REVENUES,
EXPENDITURES, AND CHANGES IN FUND BALANCE
EIGHT MONTHS ENDED FEBRUARY 28, 2021 AND FEBRUARY 29, 2020
(UNAUDITED)**

	FY 2021			FY 2020		
	EXTENDED GAMING FUND	LIMITED GAMING FUND	TOTAL GAMING FUNDS	EXTENDED GAMING FUND	LIMITED GAMING FUND	TOTAL GAMING FUNDS
REVENUES:						
Gaming Taxes	\$ 0	\$ 60,740,658	\$ 60,740,658	\$ 0	\$ 70,090,617	\$ 70,090,617
License and Application Fees	0	358,891	358,891	0	369,948	369,948
Background Investigations	0	73,778	73,778	0	176,331	176,331
Fines	0	1,008	1,008	0	13,814	13,814
Interest Income	21,163	272,739	293,902	37,746	683,406	721,152
Other Revenue	0	51	51	0	989	989
TOTAL REVENUES	21,163	61,447,125	61,468,288	37,746	71,335,105	71,372,851
EXPENDITURES:						
Salaries and Benefits	0	5,257,291	5,257,291	0	5,696,690	5,696,690
Annual and Sick Leave Payouts	0	14,288	14,288	0	11,667	11,667
Professional Services	0	92,047	92,047	0	129,084	129,084
Travel	0	2,124	2,124	0	36,292	36,292
Automobiles	0	92,540	92,540	0	93,517	93,517
Printing	0	3,016	3,016	0	15,195	15,195
Police Supplies	0	10,784	10,784	0	11,968	11,968
Computer Services & Name Searches	0	42,841	42,841	0	51,223	51,223
Materials, Supplies, and Services	0	254,907	254,907	0	175,011	175,011
Postage	0	1,840	1,840	0	4,497	4,497
Telephone	0	56,989	56,989	0	60,477	60,477
Utilities	0	16,601	16,601	0	17,728	17,728
Other Operating Expenditures	0	67,638	67,638	0	51,461	51,461
Leased Space	0	60,970	60,970	0	219,076	219,076
EXPENDITURES - SUBTOTAL	0	5,973,876	5,973,876	0	6,573,886	6,573,886
STATE AGENCY SERVICES						
Colorado Bureau of Investigation	0	643,776	643,776	0	676,547	676,547
Division of Fire Prevention and Control	0	148,194	148,194	0	80,074	80,074
Colorado State Patrol	0	2,201,125	2,201,125	0	2,251,945	2,251,945
State Auditors	0	5,703	5,703	0	17,188	17,188
Indirect Costs - Department of Revenue	0	738,500	738,500	0	654,113	654,113
Colorado Department of Law	0	164,293	164,293	0	154,495	154,495
OIT Purchased Services	0	508,729	508,729	0	258,671	258,671
TOTAL STATE AGENCY SERVICES	0	4,410,320	4,410,320	0	4,093,033	4,093,033
Non Personal Services Background Exp.	0	1,296	1,296	0	29,038	29,038
TOTAL EXPENDITURES	0	10,385,492	10,385,492	0	10,695,957	10,695,957
Excess of Revenues Over Expenditures	21,163	51,061,633	51,082,796	37,746	60,639,148	60,676,894
FY20 & FY19 Extended Gaming Distr.	(15,310,639)	0	(15,310,639)	(17,931,787)	0	(17,931,787)
FUND BALANCE AT JULY 1, 2020 & 2019	15,310,639	2,765,627	18,076,266	17,931,787	2,629,136	20,560,923
TOTAL FUND BAL. FEB. 28, 2021 & FEB 29, 2020	\$ 21,163	\$ 53,827,260	\$ 53,848,423	\$ 37,746	\$ 63,268,284	\$ 63,306,030

COLORADO DIVISION OF GAMING
STATEMENT OF BUDGET TO ACTUAL
EIGHT MONTHS ENDED FEBRUARY 28, 2021
(UNAUDITED)

	BEGINNING BUDGET *	SUPPLE- MENTAL CHANGES / ROLLFORWARDS	ANNUAL REVISED ESTIMATED BUDGET **	66.7% OF BUDGETED AMOUNT EXCEPT FOR TAXES ***	YEAR-TO-DATE ACTUAL	OVER / (UNDER) ANNUAL BUDGET	% EARNED % EXPENDED OF ANNUAL BUDGET
REVENUES:							
Gaming Taxes	\$ 96,280,198	\$ 0	\$ 96,280,198	\$ 55,892,879	\$ 60,740,658	\$ (35,539,540)	63.09%
License and Application Fees	672,515	0	672,515	448,343	358,891	(313,624)	53.37%
Background Investigations	238,140	0	238,140	158,760	73,778	(164,362)	30.98%
Fines and Fees	0	0	0	0	1,008	1,008	100.00%
Interest Revenue	678,833	0	678,833	452,555	272,739	(406,094)	40.18%
Other Revenue	0	0	0	0	51	51	100.00%
TOTAL REVENUES	97,869,686	0	97,869,686	65,246,457 ^^	61,447,125	(36,422,561)	62.78%
EXPENDITURES:							
Personal Services	8,896,360	0	8,896,360	5,930,907	5,341,080	(3,555,280)	60.04%
Operating Expenditures	557,523	0	557,523	371,682	288,327	(269,196)	51.72%
Workers Compensation	42,373	0	42,373	28,249	28,249	(14,124)	66.67%
Risk Management	14,839	0	14,839	9,893	9,893	(4,946)	66.67%
Licensure Activities	166,279	0	166,279	110,853	50,987	(115,292)	30.66%
Leased Space	408,347	(74,847)	333,500	222,333	60,970	(272,530)	18.28%
Vehicle Lease Payments - Fixed	72,642	7,000	79,642	53,095	52,404	(27,238)	65.80%
Vehicle Lease Payments - Variable	96,639	0	96,639	64,426	40,136	(56,503)	41.53%
Utilities	23,425	4,000	27,425	18,283	16,601	(10,824)	60.53%
Legal Services	246,440	0	246,440	164,293	164,293	(82,147)	66.67%
CORE Operations	86,618	0	86,618	57,745	57,745	(28,873)	66.67%
Payments to Office of Information Technology	763,094	0	763,094	508,729	508,729	(254,365)	66.67%
IT Division - MIPC Phones	93,823	(17,548)	76,275	50,850	33,187	(43,088)	43.51%
Indirect Costs - Department of Revenue	899,596	208,154	1,107,750	738,500	738,500	(369,250)	66.67%
State Agency Services	4,958,340	0	4,958,340	3,305,560	2,993,095	(1,965,245)	60.36%
Division Expenditures	17,326,338	126,759	17,453,097	11,635,398	10,384,196	(7,068,901)	59.50%
Non Personal Services Background Expenditures	254,308	0	254,308	169,539	1,296	(253,012)	0.51%
TOTAL EXPENDITURES	17,580,646	126,759	17,707,405	11,804,937	10,385,492	(7,321,913)	58.65%
EXCESS OF REVENUES OVER EXPENDITURES	\$ 80,289,040	N/A	\$ 80,162,281	\$ 53,441,521	\$ 51,061,633	\$ (29,100,648)	63.70%

* Represents original information given to the Commission in April and June of 2020.

The percent of the fiscal year elapsed through February 28, 2021 is 66.7%.

** Amount includes Long Bill items and Supplemental Appropriations.

*** The original tax projection assumed an AGP increase of 11.4%, which was then applied to the existing casinos' graduated tax tiers. The \$55,892,879 is this tax projection through February, which is \$4,847,779 less than the actual taxes collected for the same period.

^^ Calculated number is not a sum, rather elapsed percentage of Annual Revised Estimated Budget.

Memo

To: Colorado Limited Gaming Control Commission
From: Vickie Floyd, Gaming Controller
Cc: Dan Hartman
Date: April 15, 2021
Re: February 2021 Gaming Fund Financial Statement Presentation

Following are highlights from the Gaming Fund financial statements ending February 28, 2021.

Statement of Revenues, Expenditures, and Changes in Fund Balance

Gaming tax revenues have decreased by \$9,349,959 or 13% over last year. Last month, this was a 16% decrease. Total Revenues for the Limited Gaming Fund as of February 28 were \$61,447,125, a 14% decrease compared to February 2020.

Total expenditures for the period ending February 2021 were approximately \$10 million. This represents a 3% decrease over last year. The main reasons for the decrease are in the Salaries and Benefits line, which is down \$439,399 or 8% over last year. We will not pay the large payment to PERA this fiscal year, which was \$136,000 in FY20. (Senate Bill 200 required a payment of \$136,000 be made to PERA last fiscal year. These payments were going to be required until the unfunded actuarial accrued liabilities of all divisions of PERA were 100% funded; however, House Bill 20-1379 suspended the payment for FY21.) In addition, there were 9.5 less full-time Gaming employees in February of this year compared to February of last year and furlough days were implemented. The next largest decrease in expenditures is in the Colorado State Patrol line. This expenditure is down \$50,820 or 2% over last year. Their fiscal year 2021 agreement is \$3,991 less than the fiscal year 2020 agreement was.

The excess of total revenues over expenditures was \$51,061,633. This is a 16% decrease over last year and represents the amount we could distribute as of February 28.

Statement of Budget to Actual

Total revenues collected through February 2021 were 63% of budgeted. Total expenditures were 59% of budgeted, which is below the 67% of the fiscal year that has elapsed. In addition, the excess of revenues over expenditures was 64% of budgeted.

Please feel free to contact me if you have any questions on the Gaming Fund financial statements.



**STATEMENT OF SPORTS BETTING REVENUES,
SPORTS BETTING TAXES, AND EXPENDITURES
(UNAUDITED)**

**FOR THE EIGHT (8) MONTHS ENDED
FEBRUARY 28, 2021**

**DIVISION OF GAMING
STATEMENT OF REVENUES
SPORTS BETTING TAXES, AND
EXPENDITURES
(UNAUDITED)**

TABLE OF CONTENTS

Comparative Statement of Revenues, Expenditures, and Changes in Fund Balance.....	1
Budget Status	2

COLORADO DIVISION OF GAMING
SPORTS BETTING COMBINED STATEMENT OF REVENUES,
EXPENDITURES, AND CHANGES IN FUND BALANCE
EIGHT MONTHS ENDED FEBRUARY 28, 2021 AND FEBRUARY 29, 2020
(UNAUDITED)

	FY 2021			FY 2020		
	HOLD-HARMLESS FUND	SPORTS BETTING FUND	TOTAL SPORTS BETTING FUNDS	HOLD-HARMLESS FUND	SPORTS BETTING FUND	TOTAL SPORTS BETTING FUNDS
REVENUES:						
Sports Betting Taxes	\$ 0	\$ 4,179,710	\$ 4,179,710	\$ 0	\$ 0	\$ 0
License and Application Fees	0	147,916	147,916	0	58,143	58,143
Sports Betting Operations Fees	0	1,903,400	1,903,400	0	0	0
Background Investigations	0	94,808	94,808	0	41,960	41,960
Interest Income	0	34,943	34,943	0	4,284	4,284
TOTAL REVENUES	0	6,360,777	6,360,777	0	104,387	104,387
OTHER FINANCING SOURCES:						
Transfer from General Fund	0	0	0	0	1,739,015	1,739,015
TOTAL REVENUES & OTHER FIN. SOURCES	0	6,360,777	6,360,777	0	1,843,402	1,843,402
EXPENDITURES:						
Salaries and Benefits	0	863,658	863,658	0	326,436	326,436
Professional Services	0	764	764	0	13,645	13,645
Travel	0	0	0	0	11,299	11,299
Automobiles	0	797	797	0	0	0
Printing	0	1,077	1,077	0	1,159	1,159
Computer Services & Name Searches	0	14,806	14,806	0	399	399
Materials, Supplies, and Services	0	15,294	15,294	0	3,415	3,415
Postage	0	344	344	0	0	0
Telephone	0	2,089	2,089	0	227	227
Other Operating Expenditures	0	13,365	13,365	0	0	0
EXPENDITURES - SUBTOTAL	0	912,194	912,194	0	356,580	356,580
STATE AGENCY SERVICES						
State Auditors	0	11,484	11,484	0	0	0
Indirect Costs - Department of Revenue	0	84,858	84,858	0	0	0
Colorado Department of Law	0	94,925	94,925	0	94,925	94,925
OIT Purchased Services	0	98,715	98,715	0	0	0
TOTAL STATE AGENCY SERVICES	0	289,982	289,982	0	94,925	94,925
Non Personal Services Background Exp.	0	4,984	4,984	0	6,882	6,882
TOTAL EXPENDITURES	0	1,207,160	1,207,160	0	458,387	458,387
Excess of Revenues Over Expenditures	0	5,153,617	5,153,617	0	1,385,015	1,385,015
FUND BALANCE AT JULY 1, 2020 & 2019	0	1,414,500	1,414,500	0	0	0
TOTAL FUND BAL. FEB. 28, 2021 & FEB. 29, 2020	\$ 0	\$ 6,568,117	\$ 6,568,117	\$ 0	\$ 1,385,015	\$ 1,385,015

COLORADO DIVISION OF GAMING
SPORTS BETTING STATEMENT OF BUDGET TO ACTUAL
EIGHT MONTHS ENDED FEBRUARY 28, 2021
(UNAUDITED)

	BEGINNING BUDGET *	SUPPLE- MENTAL CHANGES / ROLLFORWARDS	ANNUAL REVISED ESTIMATED BUDGET **	66.7% OF BUDGETED AMOUNT	YEAR-TO-DATE ACTUAL	OVER / (UNDER) ANNUAL BUDGET	% EARNED % EXPENDED OF ANNUAL BUDGET
REVENUES:							
Sports Betting Taxes	\$ 1,700,000	\$ 0	\$ 1,700,000	\$ 1,133,333	\$ 4,179,710	\$ 2,479,710	245.87%
License and Application Fees	18,750	0	18,750	12,500	147,916	129,166	788.89%
Sports Betting Operations Fees	2,261,577	0	2,261,577	1,507,718	1,903,400	(358,177)	84.16%
Background Investigations	589,468	0	589,468	392,979	94,808	(494,660)	16.08%
Interest Revenue	0	0	0	0	34,943	34,943	100.00%
TOTAL REVENUES	4,569,795	0	4,569,795	3,046,530	6,360,777	1,790,982	139.19%
EXPENDITURES:							
Personal Services	2,219,640	0	2,219,640	1,479,760	870,425	(1,349,215)	39.21%
Operating Expenditures	110,197	0	110,197	73,465	20,146	(90,051)	18.28%
Workers Compensation	8,222	0	8,222	5,481	5,481	(2,741)	66.66%
Risk Management	3,241	0	3,241	2,161	2,160	(1,081)	66.65%
Licensure Activities	23,735	0	23,735	15,823	13,507	(10,228)	56.91%
Leased Space	102,087	0	102,087	68,058	0	(102,087)	0.00%
Vehicle Lease Payments - Fixed	34,650	0	34,650	23,100	754	(33,896)	2.18%
Legal Services	142,388	0	142,388	94,925	94,925	(47,463)	66.67%
CORE Operations	16,807	0	16,807	11,205	11,205	(5,602)	66.67%
Payments to Office of Information Technology	148,072	0	148,072	98,715	98,715	(49,357)	66.67%
Indirect Costs - Department of Revenue	127,287	0	127,287	84,858	84,858	(42,429)	66.67%
Division Expenditures	2,936,326	0	2,936,326	1,957,551	1,202,176	(1,734,150)	40.94%
Non Personal Services Background Expenditures	35,602	0	35,602	23,735	4,984	(30,618)	14.00%
TOTAL EXPENDITURES	2,971,928	0	2,971,928	1,981,286	1,207,160	(1,764,768)	40.62%
EXCESS OF REVENUES OVER EXPENDITURES	\$ 1,597,867	N/A	\$ 1,597,867	\$ 1,065,244	\$ 5,153,617	\$ 3,555,750	322.53%

* Represents original information given to the Commission in April and June of 2020.
The percent of the fiscal year elapsed through February 28, 2021 is 66.7%.
** Amount includes Long Bill items and Supplemental Appropriations.

Memo

To: Colorado Limited Gaming Control Commission
From: Eric Shannon, Deputy Gaming Controller
Cc: Dan Hartman
Date: April 15, 2021
Re: February 2021 Sports Betting Fund Financial Statements

Following are highlights from the Sports Betting Fund financial statements ending February 28, 2021.

Statement of Revenues, Expenditures, and Changes in Fund Balance

Current fiscal year Sports Betting Tax revenue was \$4,179,710 which is about 246% of budgeted. Prior year Sports Betting Tax revenue will begin to be reported in the May 2021 financial statements.

Current fiscal year Sports Betting Operations Fees revenue was \$1,903,400 which is about 84% of budgeted. Prior year Sports Betting Operations Fees revenue will begin to be reported in the April 2021 financial statements.

Total Sports Betting Fund revenues and other financing sources through February 2021 increased by \$4,517,375 or 245% over February 2020. Total prior year revenues and other financing sources through February 2020 primarily consisted of the transfer from the General Fund for startup and initial operating costs as outlined in House Bill 19-1327.

Total Sports Betting Fund expenditures through February 2021 were \$1,207,160. This is an increase of about 163% over February 2020. The increase is due primarily to the increase in salaries and benefits, indirect costs, and OIT purchased services.

Statement of Budget to Actual

Total revenues collected through February 2021 were about 139% of budgeted. Total expenditures were about 41% of budgeted, which is below the 67% of the fiscal year that has elapsed. Excess of revenues over expenditures was 323% of budgeted.

Please feel free to contact me if you have any questions on the Sports Betting Fund financial statements.

BASIS AND PURPOSE FOR RULE 3

The purpose of Rule 3 is to establish and provide the specific information required on license applications; to establish yearly license fees for each type of license; to establish nonrefundable application fees; to establish investigation fees for certain applicants and deposit procedures for investigation fees; to establish procedures for conducting background checks on applicants and other interested persons and assessing the costs of such background checks; to require certain information regarding the premises the applicant wishes to be licensed, and to provide a procedure for approval of modifications of such premises; and to provide for the issuance of conditional, temporary, and duplicate licenses. The statutory basis for Rule 3 is found in sections 44-30-102, C.R.S., 44-30-103, C.R.S., 44-30-201, C.R.S., 44-30-203, C.R.S., 44-30-302, C.R.S., and part 5 of article 30 of title 44, C.R.S. *Amended 1/14/15*

RULE 3 APPLICATIONS, INVESTIGATIONS AND LICENSURE

30-313.5 Licensed premises – location.

Notwithstanding Regulation 30-313, for the period April 15, 2021 through August 13, 2021, the following shall apply:

On each floor of the building in which limited gaming will take place, the licensed premises may consist of more than two non-contiguous areas as approved by the Director. Nothing in this section, however, shall be construed to permit violation of any fire safety, health or building codes by any licensee. The licensed premises must be clearly marked as such so that the patrons of each retail gaming establishment can readily discern the licensed premises. The total square footage comprising the licensed premises shall not exceed 35 percent of the total square footage of the building and shall not exceed 50 percent of the square footage of any one floor.



1707 Cole Blvd., Suite 350
Lakewood, CO 80401

To: The Colorado Limited Gaming Control Commission
From: Paul Hogan, Chief Auditor
Date: April 6, 2021
Re: Gaming Tax Setting Methodology and Other Relevant Information

During the month of April, you will receive budget requests from various state agencies, as well as enter into tax hearings for the purpose of receiving testimony from other entities, along with public comment. In May, the tax hearing will continue so that you may receive testimony from the remaining entities, input from the public, and set the tax rate for fiscal year 2022. Attached please find several documents that you may find useful during the annual tax setting hearing in April and May:

- Budget Presentation Schedule
- Highlight of Relevant Citations from the Limited Gaming Act
- Gaming Impacts Presentation Schedule (April and May)
- Historical Tax Rates
- Constitutional Distribution Formula

I will be presenting the tax methodology at the onset of the tax hearing in April. If you have any questions, please feel free to contact me at 303-961-7479.

Memo

To: Colorado Limited Gaming Commission
From: Brad Nelson, Table Games Chairperson
CC: Dan Hartman, Kirsten Gregory & Kenya Collins
Date: April 9, 2021
Re: Proposed Rule Changes and Additions - Summary

On April 15, 2021, I will be presenting Rule changes and additions to the Commission on behalf of the Division.

On November 3, 2020 the voters approved Amendment 77 to the Colorado Constitution allowing for local voter approval of new bet limits and limited gaming games. The Commission approved the initial set of Rules relating to the passing of Amendment 77 in February 2021. Subsequent to that approval, the Division received further comments regarding the Rules from the industry, and is now proposing additional changes. These proposed changes affect the following Rules:

- Rule 8 Rules for Blackjack
- Rule 10 Rules for Poker
- Rule 12 Gaming Devices and Equipment
- Rule 16 Accounting Regulations
- Rule 25 Rules for Keno
- Rule 26 Rules for Pai Gow Tiles
- Rule 28 Rules for Baccarat

BASIS AND PURPOSE FOR RULE 8

The purpose of Rule 8 is to establish playing rules for blackjack and procedures for conducting blackjack games in compliance with section 44-30-302 (2). The statutory basis for Rule 8 is found in sections 44-30-201, C.R.S., 44-30-203, C.R.S., 44-30-302, C.R.S., 44-30-816, C.R.S., and 44-30-818, C.R.S.

RULE 8 RULES FOR BLACKJACK

30-809 Wagering rules.

Except when splitting pairs, doubling down, surrendering, or making an insurance wager, no wager may be increased, decreased, or withdrawn after the first card of a round has been dealt. All wagers at blackjack must be made by placing gaming chips, tokens, coins, valid match play coupons, electronic chips, or any combination thereof, on the appropriate areas of the blackjack layout or EBTs. When a player is at a table with EBTs, all wagers at blackjack must be made by placing electronic chips on the appropriate areas of the betting terminal. (30-806 renumbered as 30-809 and amended, perm. 12/30/98) *Eff 11/30/2006, Amended 03/01/2012*

30-815 Inspection and presentation of cards.

- (5) This regulation 47-1-815 shall not be applicable to dealers who are dealing at blackjack tables which use digital cards or digital representations of cards. SUBSECTION (1), (2) AND (3) DO NOT APPLY TO PRE-SHUFFLED DECKS/BRICKS OF CARDS.

BASIS AND PURPOSE FOR RULE 10

The purpose of Rule 10 is to establish playing rules for authorized types of poker and management procedures for conducting poker games in compliance with section 44-30-302 (2), C.R.S. The statutory basis for Rule 10 is found in sections 44-30-201, C.R.S., 44-30-203, C.R.S., 44-30-302, C.R.S., 44-30-816, C.R.S., and 44-30-818, C.R.S. *Amended 8/14/16*

RULE 10 RULES FOR POKER

30-1038 Wagers to be made with coins and approved tokens and chips.

All wagers for player banked poker games must be made with chips and tokens furnished by the retail licensee where the poker game is held, or by placing money on the piece when a player runs out of chips in the middle of a hand. All wagers for house banked poker games must be made with chips, tokens, and valid match play coupons. furnished by the retail licensee where the house banked poker game is held. (30-1044, perm. 3/31/96, amend. perm 03/30/02; 30-1044 amended 12/30/04; 30-1044 relocated and renumbered as 30-1038, effective 12/15/17) *Amended 7/1/13*

30-1045.07 Tournament rules of play.

The rules of play of each tournament game shall follow the standard rules of play of each game as set forth in Rule 10. The rules for the conduct of each tournament shall be reduced to writing and a copy shall be provided to all tournament players. A copy of the rules must also be provided to the local office of the Division of Gaming at least five days in advance of the scheduled start of the tournament. The Division shall notify the retail licensee of any proposed tournament rules which the Division finds to be unacceptable, and the licensee shall not offer a tournament using the rules found unacceptable. The tournament must be structured so that a player cannot theoretically exceed wagering limitations for the tournament buy-in during the initial rounds of play in the tournament. (30-1057 temp. 5/13/93, perm.

6/30/93) (30-1057 perm. 3/31/96) (30-1057 amended perm. 03/30/02) (30-1057 amended 12/30/04) (30-1057 relocated and renumbered as 30-1045.07, effective 12/15/17)

30-1099.18 The play – Three Card Poker.

- (2) **THE MAXIMUM WAGER LIMIT ON EACH BETTING SPOT WILL BE DETERMINED AND POSTED BY THE RETAIL LICENSEE AND IN ACCORDANCE WITH APPLICABLE LAW.** Each player will make at *least* one initial bet with a maximum of two hands in the amount specified at the table by the retail licensee, and will place the bet(s) in either one of, or both, the pair plus and the ante wagering areas in front of the player's position. The player may place an optional 6 Card Bonus wager in the spot marked as 6 Card Bonus in front of the player's position. The 6 Card Bonus wager is based on the best 5-card poker hand made using the player's 3 cards and the dealer's 3 cards. The player may also place an optional progressive wager as long as the pair plus or ante wager is in place. The player may place a pair plus wager without making the ante wager. The player may play an optional Cover All Bonus wager as long as there is a pair plus or ante wager in place. The pair plus bet is placed to play for hand value only; the ante bet is placed to play against the dealer. The progressive bet is placed to play for hand value only. The Cover All Bonus wager is placed to play for hand value only. All bets may be placed if the player wishes to play all available ways. Once all players place their bets, the dealer will press the appropriate button on the keypad to indicate a progressive wager. The sensors will light up, indicating a progressive wager. The dealer will then remove all progressive bets from the table and place them in the tray. The dealer then follows house procedures for dealing the regular game. *Amended 09/14/2012, Amended 10/16/13, Amended 8/14/18*

30-1099.36 The play – Emperor's Challenge **AND EMPEROR'S CHALLENGE EXPOSED. *Eff 03/16/2012***

Emperor's Challenge **AND EMPEROR'S CHALLENGE EXPOSED ARE** the copyrighted, trademarked and patent pending poker variation game, the rights to which are owned by Galaxy Gaming, Inc., of Las Vegas, Nevada and which may be transferred or assigned. Emperor's Challenge **AND EMPEROR'S CHALLENGE EXPOSED** must be played according to the following rules: *Eff 03/16/2012*

- (1) Emperor's Challenge **AND EMPEROR'S CHALLENGE EXPOSED** (The Game**S**) **is****ARE** played at a blackjack-style table with a maximum of six player positions on a custom game layout. The Game uses one standard deck of fifty-two cards plus one joker for a total of fifty-three cards. The joker may be used to complete straights, flushes or play as an ace. When used in flushes, the joker is considered the highest possible card for the situation. When used alone, the joker becomes an ace. The Game**S** may be hand dealt directly from the dealer or from a shuffler/dispenser device.
- (2) Dealer limit applies to all wagers between players and dealer. **WITH EMPEROR'S CHALLENGE, If** the house determines, a 5% commission will be collected on all winning primary bets. **WITH EMPEROR'S CHALLENGE EXPOSED, A 5% COMMISSION IS NOT COLLECTED ON ALL WINNING PRIMARY BETS AS THE GAME IS COMMISSION-FREE**
- (10) The **object of the** primary bet is **EVALUATED AS FOLLOWS:**
- (11) **WITH EMPEROR'S CHALLENGE EXPOSED, THE RETAIL LICENSEE HAS THREE COMMISSION-FREE OPTIONS TO CHOOSE FROM. THE CONFIGURED COMMISSION-FREE OPTION WILL BE PRINTED ON THE LAYOUT.**
- (A) **OPTION 1: IF THE DEALER HAS AN ACE-HIGH PAI GOW, ALL PLAYER PRIMARY WAGERS AUTOMATICALLY PUSH.**
- (B) **OPTION 2: IF THE DEALER HAS A KING-HIGH PAI GOW OR LESS, ALL PLAYER PRIMARY WAGERS AUTOMATICALLY PUSH.**
- (C) **OPTION 3: IF THE DEALER HAS ANY PAI GOW, ALL PLAYERS' WINNING HANDS ARE PAID 1 TO 2.**

- (142) The dealer may never foul his/her hand. If he/she does, the hand must be reset under the dealer rule.
- (123) **WITH EMPEROR'S CHALLENGE**, Once the dealer has exposed his/her cards, the players cannot touch their cards. **WITH EMPEROR'S CHALLENGE EXPOSED, THE DEALER'S CARDS ARE DEALT FACE UP.**
- (134) Players are not allowed to show their hands or talk to other players about their hands before all cards are exposed.
- (145) Players are responsible for arranging their own hands.
- (156) Dealer assisted hands will be set the "house way" only.
- (167) The dealer hand will win all absolute ties.
- (178) If a player placed the optional Emperor's Treasure proposition bet, the hand qualifies for a bonus payoff if any combination of the seven cards in his/her two original sets obtains one of the hand rankings depicted on the pay table posted at the table. The following example is representative of a typical Emperor's Treasure pay table:
- (189) If a player's Emperor's Treasure wager equals or exceeds a predetermined minimum, (e.g. five dollars), the wager qualifies for the Envy Bonus pay table. Any player who wagers \$5 or more on the Emperor's Treasure proposition bet qualifies for the Envy Bonus. Envy Bonuses start at 4-of-a-kind and are awarded to all the players except the player who has the qualifying bonus hand. The following example is representative of a typical Envy Bonus pay table:

The joker may be used as an ace to complete the royal flush only. The ace/king suited combination must include a natural ace.

Actual pay-tables are included in Appendix "A".

- (4920) If a player placed the optional Pai Gow Insurance proposition bet, the hand qualifies for a bonus payoff if the total of the seven cards in his/her two original sets obtains one of the hand rankings depicted on the pay table posted at the table. Additionally, players may choose to make a Pai Gow Insurance bet wagering that the dealer's hand will achieve a hand ranking depicted on the Pai Gow Insurance pay table. Players may only wager that either their hand, or the dealer's hand will achieve a hand ranking depicted on the Pai Gow Insurance pay table; not both. To indicate which hand the player is wagering on, a lammer button will be placed adjacent to the Pai Gow Insurance wager with the words "player" or "dealer". The following example is representative of a typical Pai Gow Insurance pay table:
- (201) If using dice: To determine where the first hand is to be placed, shake the dice three times and place in the center of the table. Open the lid for players to view dice.
- (a) Dealer/~~dealer~~**BANKER** is always Position 1, 8 and 15.
- (b) Counting clockwise **OR COUNTERCLOCKWISE**, the positions increment by 1 and continue clockwise **OR COUNTERCLOCKWISE**, until the number 18 is reached.
- (242) If using a random number generator: The dealer will count, clockwise **OR COUNTERCLOCKWISE**, the number on the L.E.D. starting with the dealer/~~dealer~~**BANKER**. The player in the last number counted will receive the 1st hand.
- (223) There will always be seven hands dealt no matter the number of players. Once all hands are dealt, the dealer will spread the remaining 4 cards showing that there has not been a misdeal and

place them in the discard rack. Then, the dead hands will be picked up and placed in the discard rack.

- (234) If there is a misdeal, all cards are picked up and a new hand is dealt.
- (245) All players will set their hands and place their cards on the table face down.
- (256) After all players have configured their hands, the dealer exposes the dealer's hand and determines which five cards to play in his/her high hand and which two cards to play in his/her low hand, according to a predetermined "dealer-way" strategy. (See "House Way of Setting Hands".)
- (267) Beginning with the player to the dealer's immediate right, the dealer compares each player's two-card set to the dealer's two-card set and each player's five-card set to the dealer's five-card set. In the event the player's and the dealer's corresponding card sets are of the same ranking, (a "copy"), the dealer's card set wins.
- (278) A player wins the primary wager if both his/her two-card set and his/her five-card set are greater than the dealer's corresponding two-card set and five-card set. A player loses the primary wager if both his/her two-card set and his/her five-card set is lower than or equal to the dealer's corresponding two-card set and five-card set. If neither the player nor the banker can provide a hand with two winning sets, the result is a tie and the player's wager results in a push. **EMPEROR'S CHALLENGE EXPOSED CONTAINS EXCEPTIONS TO THE ABOVE EVALUATIONS WITH REGARDS TO THE COMMISSION-FREE OPTIONS (SEE STEP 11).**
- (289) If a player placed a wager on the optional Emperor's Treasure proposition bet, the dealer determines if the player's hand qualifies for one of the winning combinations posted on the pay table. If it does, the dealer pays the player accordingly. If not, the dealer collects the player's proposition wager.
- (2930) Push hands will be verbally acknowledged as well as indicated by patting the table.
- (301) If either of the following conditions occurs, or any time the red light indicating a misdeal comes on (if using a shuffler), a pit supervisor must be notified immediately.
- (312) All primary wager bets must be in \$5.00 increments.
- (323) The dealer will deal seven hands containing seven cards, distributing cards clockwise.
- (334) Cards can only be handled by one player and must stay within the radius of the table at all times.
- (345) Only one hand per player is allowable unless authorized by the Pit Manager. When two or more hands are permitted for one player, the additional hands must be set by the dealer the house way.
- (356) House way of setting cards: [Eff 03/16/2012](#)

(a) **A HOUSE WAY IS SET AT THE DISCRETION OF THE RETAIL LICENSEE. THE HOUSE WAY FOR SETTING HANDS AND CARDS MUST BE POSTED** ~~No pair.~~

~~Highest card in the highest hand (in back), next two highest cards in the low hand (in front).~~ [Eff 03/16/2012](#)

(b) ~~One pair.~~ [Eff 03/16/2012](#)

Pair in the high hand (in back), next two highest cards in the low hand (in front). [Ef 03/16/2012](#)

(c) Two pair. [Ef 03/16/2012](#)

Use the following groups to determine how to play a two pair: [Ef 03/16/2012](#)

(i) 2 through 6: Low pairs. [Ef 03/16/2012](#)

(ii) 7 through 10: Medium pairs. [Ef 03/16/2012](#)

(iii) J through K: High pairs. [Ef 03/16/2012](#)

(iv) Low/Low: Split unless holding a king or better, and then play two pair in the back. [Ef 03/16/2012](#)

(v) Low/Med: Split unless holding a king or better, and then play two pair in the back. [Ef 03/16/2012](#)

(vi) Low/High: Split unless holding an ace, and then play two pair in the back. [Ef 03/16/2012](#)

(vii) Med/Med: Split unless holding an ace, and then play two pair in the back. [Ef 03/16/2012](#)

(viii) Med/High: Always split. [Ef 03/16/2012](#)

(ix) High/High: Always split. [Ef 03/16/2012](#)

(x) Pair of aces and any other pair. Always split. [Ef 03/16/2012](#)

(d) Three pair. [Ef 03/16/2012](#)

Always play the highest pair in the low hand (in front). [Ef 03/16/2012](#)

(e) Three of a kind. [Ef 03/16/2012](#)

Always play three of a kind in back unless they are aces, and then play a pair of aces in back and one ace in front. [Ef 03/16/2012](#)

(f) Three of a kind (twice). [Ef 03/16/2012](#)

Always play highest pair in front. [Ef 03/16/2012](#)

(g) All straights, flushes, straight flushes, and royal flushes: [Ef 03/16/2012](#)

(i) With no pair: When choosing whether to play a straight, flush or straight flush, play the category which will allow the highest two cards. [Ef 03/16/2012](#)

(ii) With 6th or 7th card: Play the lower straight or flush in the back to place the highest cards in front. [Ef 03/16/2012](#)

(iii) With one pair: Play the pair in the low hand (in front) in the straight, flush or straight flush. [Ef 03/16/2012](#)

Flush can be preserved in the high hand (in back). [Ef 03/16/2012](#)

- (iv) With two pair: Use the two pair rule. [Ef# 03/16/2012](#)
- (v) With three pair: Use the three pair rule. [Ef# 03/16/2012](#)
- (vi) With three-of-a-kind: Play pair in front. [Ef# 03/16/2012](#)
- (vii) With Full House: Use full house rule. [Ef# 03/16/2012](#)
- (h) Full House: [Ef# 03/16/2012](#)
 - Always split unless the pair is twos and you have an ace and a king to play in the front. [Ef# 03/16/2012](#)
- (i) Full house w/3-of-a-kind and two. [Ef# 03/16/2012](#)
 - Pairs - play the highest pair in front. [Ef# 03/16/2012](#)
- (j) Full house w/3-of-a-kind twice. [Ef# 03/16/2012](#)
 - Always play the highest pair in front. [Ef# 03/16/2012](#)
- (k) Four-of-a-kind. [Ef# 03/16/2012](#)
 - Play according to the rank of the four-of-a-kind: [Ef# 03/16/2012](#)
- (i) 2 through 6: Always keep together. [Ef# 03/16/2012](#)
- (ii) 7 through 10: Split unless a king or better can be played in front. [Ef# 03/16/2012](#)
- (iii) J through K: Split unless an ace can be played in front. [Ef# 03/16/2012](#)
- (iv) Aces: Always split. [Ef# 03/16/2012](#)
- (l) Four-of-a-kind and pair. [Ef# 03/16/2012](#)
 - Play pair in front. [Ef# 03/16/2012](#)
- (m) Four of a kind and three-of-a-kind. [Ef# 03/16/2012](#)
 - Play pair in front from the three-of-a-kind. [Ef# 03/16/2012](#)
- (n) Five aces. [Ef# 03/16/2012](#)
 - Split aces and play three aces in back and two aces in front unless you have a pair of kings, then play five aces in back and kings in front. [Ef# 03/16/2012](#)
- (o) Joker (reminder). [Ef# 03/16/2012](#)
 - The joker may be used to complete straights, flushes, or can play as an ace. When used in flushes, the joker is considered the highest card for the situation. When used alone, the joker becomes an ace. [Ef# 03/16/2012](#)
 - Note: Ace, 2, 3, 4, 5 is the second highest straight. [Ef# 03/16/2012](#)

(367) Setting Hands:

(a) Players will rank their cards and set the low hand (2 cards) in the front and the high hand (5 cards) at the back as indicated on the layout.

(b) IN EMPEROR'S CHALLENGE, The dealer will always arrange and set the dealer hand AFTER all players' hands have been set.

(C) IN EMPEROR'S CHALLENGE EXPOSED, THE DEALER HAND IS DEALT FACE UP.

(I) THE DEALER HAND WILL BE PLACED IN FRONT OF THE BANKROLL TRAY.

(II) THE DEALER WILL ALWAYS PLAY THE "HOUSE WAY".

(eD) If a customer requests assistance from the dealer to set his/her hand, the "house way" will be recommended, but the dealer takes no responsibility on any winning or losing hands.

(378) Taking & paying:

(389) House Commissions:

(40) EMPEROR'S CHALLENGE EXPOSED.

(A) EMPEROR'S CHALLENGE EXPOSED IS PLAYED THE SAME AS EMPEROR'S CHALLENGE AND ALL PAY TABLES APPLY, EXCEPT:

(I) THE DEALER'S CARDS ARE DEALT FACE UP; AND,

(II) IT IS COMMISSION-FREE.

BASIS AND PURPOSE FOR RULE 12

The purpose of Rule 12 is to establish a procedure for the testing and approval by the Commission of gaming devices and equipment, to establish requirements for the gaming devices and equipment to be used in limited gaming in Colorado, and to establish procedures for the storage of gaming devices and equipment in compliance with section 44-30-302 (2), C.R.S. The statutory basis for Rule 12 is found in sections 44-30-201, C.R.S., 44-30-203, C.R.S., 44-30-302, C.R.S., and 44-30-806, C.R.S.

RULE 12 GAMING DEVICES AND EQUIPMENT

30-1206 Cards – inspection and removal from use.

(5) PRE-SHUFFLED DECKS/BRICKS OF CARDS ARE ALLOWED ON ALL APPLICABLE TABLE GAMES. SUBSECTION (1) SHALL NOT APPLY TO PRE-SHUFFLED DECKS/BRICKS OF CARDS AS LONG AS THE MANUFACTURER HAS INSPECTED THE DECKS/BRICKS OF CARDS AND GUARANTEES THEM TO BE COMPLETE AND ACCURATE. THE MANUFACTURER MUST PROVIDE SECURITY DEVICES ON EACH PRE-SHUFFLED DECK/BRICK OF CARDS AND THE NUMBER OF THE PERSON AT THE MANUFACTURER THAT VERIFIES AND INSPECTS EACH DECK/BRICK OF CARDS. IF THE PROCESS TO SHUFFLE, INSPECT, AND PACKAGE THE DECKS/BRICKS OF CARDS IS AUTOMATED, THERE IS NO NEED TO INCLUDE THE NUMBERS OF THE PERSONS INVOLVED IN THE VERIFICATION PROCESS.

30-1280 Dice – physical characteristics.

- (10) DICE USED IN THE TABLE GAMES OF PAI GOW TILES AND PAI GOW POKER MUST COMPLY WITH THE REQUIREMENTS OF SECTION (1) THRU (9) EXCEPT AS FOLLOWS:
- (A) EACH DIE MUST BE FORMED IN THE SHAPE OF A PERFECT CUBE WITH BALL EDGE CORNERS AND OF A SIZE NO SMALLER THAN 0.5 INCH (1/2) ON EACH SIDE NOR ANY LARGER THAN 0.625 INCH (5/8) ON EACH SIDE.
 - (B) INSTEAD OF THE NAME OR LOGO OF THE CASINO LICENSEE, A CASINO LICENSEE MAY HAVE AN IDENTIFYING MARK IMPRINTED OR IMPRESSED ON EACH DIE.
 - (C) THE SPOTS ON EACH DIE DO NOT HAVE TO BE EQUAL IN DIAMETER.
- (11) DICE USED IN THE TABLE GAME OF SIC BO MUST COMPLY WITH SECTION (1) THRU (9) EXCEPT EACH DIE USED IN AN AUTOMATED SIC BO SHAKER MUST BE FORMED IN THE SHAPE OF A CUBE 0.625 INCH ON EACH SIDE WITH BALL EDGE CORNERS.

30-1293 TILES AND SHAKER – PHYSICAL CHARACTERISTICS.

TILES SHALL:

- (1) PAI GOW TILES SHALL BE PLAYED WITH A SET OF 32 RECTANGULAR BLOCKS TO BE KNOWN AS TILES. EACH TILE IN A SET SHALL BE IDENTICAL IN SIZE AND SHADING TO EVERY OTHER TILE IN THE SET.
- (2) EACH TILE USED IN GAMING AT PAI GOW TILES SHALL:
 - (A) BE MADE OF A NON-TRANSPARENT BLACK MATERIAL, FORMED IN THE SHAPE OF A RECTANGLE, AND BE OF A SIZE NO SMALLER THAN 2.5 INCHES IN LENGTH, ONE INCH IN WIDTH AND 0.375 INCHES IN THICKNESS;
 - (B) HAVE THE SURFACE OF EACH OF ITS SIDES PERFECTLY FLAT, EXCEPT THAT THE FRONT SIDE OF EACH TILE SHALL CONTAIN SPOTS THAT SHALL EXTEND INTO THE TILE EXACTLY THE SAME DISTANCE AS EVERY OTHER SPOT;
 - (C) HAVE ON THE FRONT OF EACH TILE AN IDENTIFYING FEATURE UNIQUE TO THE RETAIL LICENSEE;
 - (D) HAVE THE TEXTURE AND FINISH OF EACH SIDE, WITH THE EXCEPTION OF THE FRONT SIDE, EXACTLY IDENTICAL TO THE TEXTURE AND FINISH OF ALL OTHER SIDES;
 - (E) HAVE THE BACK AND SIDES OF EACH TILE WITHIN A SET BE IDENTICAL AND NO TILE WITHIN A SET SHALL CONTAIN ANY MARKING, SYMBOL OR DESIGN THAT WILL ENABLE A PERSON TO KNOW THE IDENTITY OF ANY ELEMENT ON THE FRONT SIDE OF THE TILE OR THAT WILL DISTINGUISH ANY TILE FROM ANY OTHER TILE WITHIN A SET; AND
 - (F) HAVE IDENTIFYING SPOTS ON THE FRONT OF THE TILES THAT ARE EITHER RED OR WHITE OR BOTH.
- (3) EACH SET OF TILES SHALL BE PACKAGED SEPARATELY AND SHALL BE SEALED COMPLETELY IN SUCH A MANNER SO THAT ANY TAMPERING SHALL BE EVIDENT.
- (4) PAI GOW TILES AND PAI GOW POKER SHALL BE PLAYED WITH A CONTAINER, TO BE KNOWN AS A "PAI GOW SHAKER," WHICH SHALL BE USED TO SHAKE THREE DICE BEFORE EACH HAND OF PAI GOW IS DEALT IN ORDER TO DETERMINE THE STARTING POSITION FOR THE DEALING OF THE PAI GOW TILES AND PAI GOW POKER. THE PAI GOW SHAKER SHALL BE DESIGNED AND CONSTRUCTED TO CONTAIN ANY FEATURE THE DIVISION MAY REQUIRE TO MAINTAIN THE INTEGRITY OF THE GAME AND SHALL, AT A MINIMUM, ADHERE TO THE FOLLOWING SPECIFICATIONS:

- (A) THE PAI GOW SHAKER SHALL BE A STANDARD ALUMINUM CUP WITH LID, CAPABLE OF HOUSING THREE DICE AND SHALL BE DESIGNED SO AS TO PREVENT THE DICE FROM BEING SEEN WHILE THE DEALER IS SHAKING IT; AND
- (B) THE PAI GOW SHAKER SHALL HAVE THE NAME OR IDENTIFYING LOGO OF THE GAMING LICENSEE IMPRINTED OR IMPRESSED THEREON.

30-1294 TILES – RECEIPT, STORAGE, INSPECTIONS, AND REMOVAL FROM USE.

- (1) WHEN TILES ARE RECEIVED AT THE LICENSED ESTABLISHMENT, FOR USE IN A LICENSED ESTABLISHMENT, THEY MUST BE INVENTORIED AND THE BOXES SHALL BE PLACED FOR STORAGE IN A PRIMARY OR SECONDARY SECURE STORAGE AREA. ALL SETS OF TILES SHALL BE ADDED TO THE LICENSEE'S INVENTORY LOG.
 - (A) APPROVAL MUST BE OBTAINED FROM THE DIVISION BEFORE A LICENSEE MAY STORE TILES AT A SECONDARY NON-LICENSED STORAGE AREA OFFSITE.
 - (B) TILES MAINTAINED IN SECONDARY STORAGE AREAS SHALL BE TRANSFERRED TO THE PRIMARY STORAGE AREA BEFORE BEING DISTRIBUTED TO THE PITS OR TABLES.
- (2) ALL PRIMARY AND SECONDARY STORAGE AREAS SHALL HAVE TWO SEPARATE LOCKS. THE LICENSEE'S SECURITY DEPARTMENT SHALL MAINTAIN ONE KEY AND THE TABLE GAMES DEPARTMENT SHALL MAINTAIN THE OTHER KEY.
- (3) AS NECESSARY, THE LICENSEE SHALL REMOVE THE APPROPRIATE NUMBER OF TILES FROM THE PRIMARY STORAGE AREA.
- (4) ONCE REMOVED FROM THE PRIMARY STORAGE AREA, THE LICENSEE SHALL TAKE THE TILES TO THE PIT AND SHALL SECURE THEM IN A SINGLE LOCKED DRAWER DESIGNATED FOR GAMING INSTRUMENTS (I.E., CARDS, DICE, TILES, ROULETTE BALLS, AND GAMING FORMS) OR DISTRIBUTE THEM TO A DEALER OR OTHER PIT SUPERVISOR.
 - (A) PRIOR TO USE IN A GAME, THE MANAGER ON DUTY OR PIT SUPERVISOR SHALL INSPECT THE TILES FOR ANY EVIDENCE OF TAMPERING, ALONG WITH ANY MARKS OR SCRATCHES THAT WOULD INDICATE WHAT THE POSSIBLE VALUE OF THE TILES ARE. THE PROCEDURES FOR INSPECTING ALL SETS OF TILES SHALL INCLUDE BUT ARE NOT LIMITED TO THE FOLLOWING:
 - (i) THE SORTING OF TILES BY PAIRS;
 - (ii) THE VISUAL INSPECTION OF THE SIDES AND BACK OF EACH TILE FOR TAMPERING, MARKINGS OR ALTERATIONS; AND
 - (iii) THE INSPECTION OF THE SIDES AND BACK OF EACH TILE WITH AN ULTRAVIOLET LIGHT.
 - (B) FOLLOWING THIS INSPECTION, THE TILES SHALL BE PLACED ON THE TABLE FOR USE IN GAMING. AT ALL TIMES WHILE THE TILES ARE AT THE TABLE, THEY SHALL NEVER BE LEFT UNATTENDED.
 - (C) IF TILES ARE STORED IN THE PIT, THEY SHALL BE KEPT IN A SINGLE LOCKED DRAWER DESIGNATED FOR GAMING INSTRUMENTS (I.E., CARDS, DICE, TILES, ROULETTE BALLS, AND GAMING FORMS). ACCESS TO THE LOCKED STORAGE AREA IS LIMITED TO THE PIT SUPERVISOR. THE PIT SUPERVISOR SHALL MAINTAIN A CURRENT LOG THAT REFLECTS THE CURRENT NUMBER OF TILES IN THE LOCKED STORAGE AREA. ANY DISCREPANCY SHALL BE IMMEDIATELY REPORTED TO THE DIVISION.
- (5) THE LICENSEE SHALL REMOVE ANY TILES FROM USE ANY TIME THERE IS ANY INDICATION OF TAMPERING, FLAWS OR OTHER DEFECTS THAT MIGHT AFFECT THE INTEGRITY OR FAIRNESS OF THE GAME, OR AT THE REQUEST OF THE DIVISION.

- (6) AT THE END OF THE GAMING DAY OR AT SUCH OTHER TIMES AS MAY BE NECESSARY, A PIT SUPERVISOR SHALL VISUALLY INSPECT EACH TILE FOR EVIDENCE OF TAMPERING. ANY EVIDENCE OF TAMPERING OR SUSPECTED TAMPERING MUST BE IMMEDIATELY REPORTED TO THE DIVISION.
- (7) ANY TILE SHOWING EVIDENCE OF TAMPERING SHALL BE PLACED IN A SEALED ENVELOPE OR CONTAINER, IDENTIFIED BY TABLE NUMBER, DATE, AND TIME, AND THE ENVELOPE MUST BE SIGNED OR INITIALED BY THE DEALER AND PIT SUPERVISOR.
- (8) ALL EXTRA TILES IN RESERVE THAT ARE TO BE DESTROYED OR CANCELLED SHALL BE PLACED IN A SEALED ENVELOPE OR CONTAINER, WITH A LABEL ATTACHED TO EACH ENVELOPE OR CONTAINER WHICH IDENTIFIES THE DATE AND TIME AND IS SIGNED BY THE PIT SUPERVISOR.
- (9) AT LEAST ONCE EACH GAMING DAY, OR AT SUCH OTHER TIMES AS MAY BE NECESSARY, A LICENSED SECURITY OFFICER SHALL COLLECT AND SIGN ALL ENVELOPES OR CONTAINERS OF USED TILES AND ANY TILES IN RESERVE THAT ARE TO BE DESTROYED OR CANCELLED AND SHALL TRANSPORT THEM TO A DESIGNATED LOCATION APPROVED BY THE DIVISION FOR CANCELLATION OR DESTRUCTION. NO TILES THAT HAVE BEEN PLACED ON A TABLE FOR USE IN GAMING SHALL REMAIN ON A TABLE FOR MORE THAN 24 HOURS.

30-1295 CANCELLATION AND DESTRUCTION OF TILES.

ALL TILES REMOVED FROM A GAME, EXCEPT THOSE RETAINED FOR DIVISION INSPECTION, SHALL BE DESTROYED OR CANCELLED WITHIN 72 HOURS TO PREVENT REINTRODUCTION OF THE TILES TO THE GAME. LICENSEES SHALL HAVE THE OPTION TO DESTROY THE TILES BY DRILLING A CIRCULAR HOLE OF AT LEAST ONE QUARTER OF ONE INCH (1/4") IN DIAMETER THROUGH THE CENTER OF EACH TILE, SHREDDING BY THE SECURITY DEPARTMENT OR A VENDOR APPROVED BY THE DIVISION OR BY ANY OTHER METHOD APPROVED BY THE DIVISION.

BASIS AND PURPOSE FOR RULE 16

The purpose of Rule 16 is to establish accounting and internal control procedures for licensees which will include various report and statement requirements for reporting and paying gaming taxes and fees, records of ownership requirements, standard financial and audited financial statements, procedures for handling cash and meeting minimum bankroll requirements, adjusted gross proceeds computations, and record retention requirements. The statutory basis for these requirements is found in sections 44-30-102, C.R.S., 44-30-201, C.R.S., 44-30-203, C.R.S., 44-30-302, C.R.S., 44-30-602, C.R.S., and 44-30-806, C.R.S.

RULE 16 ACCOUNTING REGULATIONS

30-1615 Match play coupons. Amended 9/14/2012

Match play coupons are allowed, but once used may not be retained for subsequent play by the gaming patron. Match play coupons do not apply to slot machines. When match play coupons are used at a table game, the value of the coupon must be reflected at its face value in the total drop amount for that table for that shift. The combination of the match play coupons and the required wager of the patron cannot exceed the value of \$100 POSTED TABLE LIMITS. The patron's matching wager must equal or exceed the dollar value of the match play coupon. A match play coupon must have printed on it the name of the issuing establishment, the city in which the establishment is located, its value, and an explanation of its use. Match play coupons are a wager, and shall be paid the specified odds payout for the wager being made. All coupons must have an expiration date printed on them. (30-1615 amended perm. 10/30/99) Amended 12/15/13

BASIS AND PURPOSE FOR RULE 25

The purpose of Rule 25 is to establish playing rules for keno and procedures for conducting keno games in compliance with section 44-30-302 (2), C.R.S. The statutory basis for Rule 25 is found in sections 44-30-201, C.R.S., 44-30-203, C.R.S., 44-30-302, C.R.S., and 44-30-818, C.R.S.

RULE 25 RULES FOR KENO

30-2502 Definitions for keno.

- (2) "ELECTRONIC KENO GAME" MEANS A SOFTWARE BASED KENO GAME PURCHASED BY A PATRON THROUGH A WIRELESS MOBILE POINT OF SALE DEVICE OR KENO KIOSK AND WHERE ALL OUTCOMES OF ALL ELECTRONIC KENO GAMES ARE DETERMINE BY A RANDOM NUMBER GENERATOR OR APPROVED DRAW DEVICE.
- (23) "Keno AGP" means total writes minus total pay outs.
- (4) "KENO KIOSK" MEANS A SELF-SERVICE DEVICE, THAT PROVIDES AN INTERFACE FOR A PATRON TO PURCHASE ONE OR MORE KENO TICKETS BY ALLOWING THE PATRON TO SELECT THE APPLICABLE NUMBER OF SPOTS FOR EACH KENO GAME PURCHASED UTILIZING CASH OR APPROVED CASH EQUIVALENT (I.E. TITO) AS THE MANNER OF PAYMENT INTO THE KIOSK IN ORDER TO RECEIVE A CONFIRMATION KENO TICKET RECEIPT PRINTED BY THE KIOSK.
- (35) "Keno request" means a keno writer request or a keno runner request WHEN REQUIRED BY A KENO SYSTEM OR LICENSEE'S PROCEDURES.
- (46) "Keno ~~runner~~WRITER request" means, WHEN REQUIRED BY A KENO SYSTEM OR LICENSEE'S PROCEDURES, a two-part form or a one-part form with a detachable portion, which serves as a receipt used by a patron to select the desired number or numbers (spots) for one or more keno games by giving the form DIRECTLY to a keno WRITER OR runner.
- (57) "Keno ticket" means a one-part computer generated form which is issued by a keno writer or keno runner based on the information recorded on a keno request.
- (68) "Keno ticket receipt" MEANS EITHER A KENO KIOSK PRINTED TITO TICKET FOR AN ELECTRONIC OR A PAPER BASED KENO GAME, OR a one-part form given to a patron by a keno runner as a receipt for a winning keno ticket that the patron has given to the keno runner to redeem, which contains, at a minimum, the serial number of the keno ticket.
- (79) "Keno writer" is a person who receives, verifies, and records the cash wagers of customers.
- (810) "Keno writer request" means a one-part form used by a patron to select the desired number or numbers (spots) for one or more keno games by giving the form directly to a keno writer or keno runner.
- (11) "PAPER BASED KENO GAME" MEANS THOSE GAMES USING PAPER FORMS FOR KENO REQUESTS, KENO WRITER REQUESTS AND KENO TICKET RECEIPTS.
- (912) "Quick-pick" means a straight or basic keno ticket in which the computer system randomly selects the marked number or numbers (spots) for the patron.

(13) "Rate card" means the document issued by a casino licensee listing the available types of wagers, payoff rates, wagering format and such other information as required by this Regulation.

(14) "RANDOM NUMBER GENERATOR OR RNG" MEANS A SOFTWARE BASED ALGORITHM FOR RANDOMLY DETERMINING WINNING OUTCOMES OF ANY ELECTRONIC KENO GAME.

(15) "SIDE GAME" MEANS AN ADDITIONAL KENO OR OTHER CASINO STYLE GAME APPROVED BY THE DIVISION THAT A PLAYER MAY WAGER WITHIN THE KENO SYSTEM. THE SIDE GAME MAY BE EITHER INDEPENDENT OR DEPENDENT OF A CERTAIN OUTCOME CONTAINED WITHIN ANY ACTIVE KENO GAME.

(16) "Spots" means the number or numbers selected by a player for a keno game. For example, a keno ticket based on a keno request on which a player selected three numbers is referred to as a "three-spot" keno ticket.

(17) "TICKET-IN TICKET-OUT OR TITO" MEANS A KENO SYSTEM VALIDATED AND GENERATED TICKET THAT MAY BE USED AS A CASH EQUIVALENT WITHIN THE CASINO AT ANY CAGE, KENO KIOSK OR GAMING DEVICE TO ADD OR REMOVE CREDITS.

(18) KENO WINS ARE PAYABLE AFTER ALL GAMES WAGERED HAVE COMPLETED OR UNLESS A MULTI-RACE TICKET IN PROGRESS IS QUIT (CANCELED). "Winning keno ticket report" means a report utilized by a keno runner who CARRIES TICKETS FOR REDEMPTION AND/OR PLAY generates and redeems keno tickets TO a keno workstation, OR WHICH MAY BE USED to verify and directly redeem winning keno tickets, AND/OR TO CALCULATE THE AMOUNT DUE FOR THE NEXT GAME'S REPLAY. The report may be generated by a keno employee or print automatically after each keno game, AND shall list all winning keno tickets with a value of \$500.00 or less generated by each keno runner for that game, and shall contain, at a minimum:

- (a) The identification code of the keno runner, or the keno workstation at which the keno runner generated the ticket, OR THE SERIAL NUMBER OF EACH WINNING TICKET, DEPENDING ON SYSTEM OR LICENSEE PROCEDURES;
- (b) The number of the keno game; and
- (c) As to each winning keno ticket:
 - (i) The total TICKET pay out FOR FINISHED TICKETS; and.

(19) "Written" means a completed keno transaction in which a bet has been placed and recorded.

30-2503 Keno games.

- (1) All keno systems AND SIDE GAMES shall be approved by the Division. Each casino licensee which elects to offer the game of keno shall conduct the game with an independent system and a draw device which selects the winning numbers for the game in a random fashion. The program used to operate the random number generator shall be unique to the State of Colorado and may not be used by any other jurisdiction with gaming. A Colorado approved independent testing laboratory shall certify that the keno system used in conjunction with keno game play meets or exceeds the standards approved by the Commission, and the standards established by this document. The random number generator for the keno system shall have a printer or other independent method which records the game numbers and selected winning numbers. The random number generator shall be secured by dual locking mechanisms, which are unique from one another ACCESSIBLE

USING A METHOD APPROVED BY THE DIVISION, IF THE RANDOM NUMBER GENERATOR IS A SEPARATE MODULE.

- (2) The casino licensee may elect to operate a stand-alone keno kiosk which will be required to operate within this Regulation and produce all the required reports of live keno.
 - (a) Before being deployed for use at a licensed facility, all keno kiosks must be submitted to a Colorado approved independent testing laboratory for testing and receive the required certification. The Colorado approved independent testing laboratories shall certify that the keno kiosk meets or exceeds the most current Division approved version of standards for Kiosks, or equivalent standards as approved by the Commission, and the standards established by the Division. ADDITIONALLY, THE KENO KIOSK MAY ACCEPT INPUT FROM THE PATRON OF ANY CASINO PLAYER REWARD ACCOUNTS AND THE KENO SYSTEM MAY PERMIT ACCEPTANCE OR GRANTING OF POINTS FOR ELECTRONIC KENO GAME PURCHASES.
- (4) The casino licensee, at its discretion, shall determine the number of keno games to be conducted during the gaming day. Nothing in this Regulation shall preclude a casino licensee from conducting keno games at different intervals at separate locations within the licensed premises. Each keno game conducted during the gaming day shall be assigned a unique sequential game number AND TIME STAMP by the keno computer system. NOTHING IN THIS REGULATION PRECLUDES A CASINO THAT USES A KENO KIOSK TO HAVE A LIMIT OR TIME BETWEEN ELECTRONIC KENO GAMES.
- (5) A keno supervisor or a keno writer shall provide verbal OR VISUAL notice that the current keno game will be closing WITHIN at least one minute prior to closing that game or the casino licensee shall display the minimum remaining time between keno games at each keno booth or satellite keno booth. A CLEARED KENO BOARD MAY SERVE AS VISUAL NOTICE PURSUANT TO ESTABLISHED GAME RULES. If keno runners are authorized to accept wagers on a keno game, the game shall not be closed until all such runners have "signed/CHECKED in" VIA THE KENO SYSTEM'S POINT OF SALE SYSTEM in accordance with the Rules of the Division.
- (6) If the keno computer system does not have an automatic lock-out feature, a keno supervisor or a keno writer shall initiate the keno computer to start a keno game by:
 - (a) Locking out all keno workstation terminals AND WIRELESS MOBILE POINT OF SALE DEVICES so that no additional keno tickets may be voided or issued for the game being conducted; and
- (8) The 20 numbers which are randomly selected by the keno computer system, and the game number, shall be displayed or illuminated on a keno board or video monitor visible to patrons in the area of the keno booth and in such other areas of the casino. Nothing herein shall preclude the placement of keno boards or video monitors outside of the designated gaming floor space. INCLUDING DISPLAYING THE KENO GAME THROUGH A SECURED INTERNET (CLOUD) WEB PORTAL INTERFACE THAT IS ACCESSIBLE TO PATRONS ON THEIR MOBILE OR DESKTOP COMPUTER DEVICES. SUCH INTERFACE MAY DISPLAY OTHER FEATURES AVAILABLE ON THE KENO SYSTEM INCLUDING STATUS OF PURCHASING KENO TICKETS AND NUMBER DRAW HISTORY.

30-2504.01 Keno GAMES - Multi-Link SYSTEMS/WIDE AREA PROGRESSIVE (WAP) SYSTEMS and Multi-State / Wide Area Progressive (WAP) Systems.

- (1) Multi-link systems are the collection of hardware, software, and associated equipment used to link KENO HOST SYSTEMS WITH SATELLITE KENO SYSTEMS and monitor CAN INCLUDE progressive keno SYSTEMS THAT OFFER KENO GAMES AND/OR PROGRESSIVE KENO GAME across telecommunication

lines between two or more Colorado licensed retail establishments. Multi-state systems are the collection of hardware, software, and associated equipment used to link and monitor progressive keno across telecommunication lines in at least one Colorado licensed retail establishment and in one or more lawfully operated casino(s) in other jurisdictions that participate in the same multi-state wide-area progressive keno system. Persons authorized to control or operate a multi-link or multi-state keno system, must hold a valid operator or manufacturer distributor (or Associated Equipment Supplier) license issued by the Commission.

- (3) The licensee operating the central monitoring system must provide sufficient internal controls to address the security of equipment. Updates to the Internal Controls must be submitted to the Division with a redline and clean copy. At a minimum, the Internal Controls must include the following:
- (b) Method of communication over the multi-link or multi-state keno system. For example: direct dedicated online communication lines WHICH COULD BE ACCOMPLISHED PHYSICALLY OR LOGICALLY.
 - (j) Reports provided to the participating casinos or Division which must include, at a minimum, the following:
 - (ii) Upon the invoicing of any retail licensee participating in a multi-link or multi-state keno system, each such licensee must be given a printout for each gameKENO OPERATION in a retail license establishment, showing the contributed amount to the progressive for the period for which an invoice is remitted, and any other information required by the Division or Commission to confirm the validity of the licensee's contributions to the progressive amount.
- (6) Cash requirements for multi-link or multi-state keno systems:
- (c) For progressive awards that are paid in a single payment, the person authorized to operate a multi-link or multi-state keno system must maintain funds in a bank, or other financial institution in Colorado, which is chartered by the State of Colorado or any other state or the United States Government, equal to:
 - (i) The current progressive liability (AMOUNT OVER RESET) as reflected on the progressive meter(s), plus
 - (ii) The present value of one additional multi-link or multi-state progressive reset amount. IF THE RESET AMOUNT IS THE CASINO LICENSEE'S RESPONSIBILITY AS PART OF ITS AGGREGATE LIMIT, THE CASINO IS RESPONSIBLE FOR MEETING THIS REQUIREMENT, WHICH MAY BE PART OF ITS STANDARD AGGREGATE LIMIT.

These amounts must be maintained for each multi-link and multi-state progressive.

 - (iii) IF THE PROGRESSIVE AWARD PAYMENT, AS STATED IN THE CONTRACT, IS PAID BY MORE THAN ONE LICENSEE, THE PORTION OF THE CURRENT PROGRESSIVE LIABILITY AND THE PRESENT VALUE OF THE RESET AMOUNT MUST BE MAINTAINED BY EACH LICENSEE AS STATED IN PARAGRAPH (C) ABOVE.
 - (d) On a quarterly basis, the person authorized to operate a Colorado multi-link or multi-state keno system, AND ANY LICENSEE PAYING ANY PORTION OF THE PROGRESSIVE AWARD, must provide to the Division a report detailing the required funds. These amounts must be maintained for each multi-link or multi-state progressive.

30-2505 Keno procedures.

- (7) Each casino licensee shall conduct keno operations in accordance with internal controls for accounting and reconciliation of the assets. The internal controls shall include procedures detailing:
- (10) A keno runner may accept wagers and redeem winning tickets without the assistance of a keno writer provided that:
- (b) The keno system must generate the reports necessary for the accounting and reconciliation of the keno drawer, or pouch, of each keno runner. **ALL ACCEPTED WAGERS AND REDEEMED TICKETS ARE ACCOUNTED FOR AND RECONCILED TO THE DRAWER OR POUCH AND THE WINNING KENO TICKET.**
- (11) If a patron requests to place a keno wager with a keno runner, the keno runner shall:
- (a) Require the patron to complete a two-part keno runner request **WHERE REQUIRED BY A KENO SYSTEM OR LICENSEE'S PROCEDURES**, and to present currency, coin, gaming chips, slot tokens, or coupons in an amount sufficient to fund the request;
 - (b) Provide the duplicate of the keno runner request to the patron as a receipt for the keno wager, **WHERE A KENO RUNNER REQUEST IS REQUIRED BY A KENO SYSTEM OR LICENSEE'S PROCEDURES**;
 - (c) If applicable, the wager may be added through a **MOBILE** hand held **P**oint of **S**ale keypad **OR TABLET**.
 - (d) Take the **original of the keno runner request with the PATRON'S** wager information together with the currency, coin, gaming chips, slot tokens, or coupons to a keno writer at a keno workstation or to a keno booth, satellite keno booth, or keno locker where the keno runner has a keno drawer;
 - (f) Deliver the keno ticket or tickets **AND ANY MONIES DUE** to the patron **in exchange for the duplicate copy of the keno runner request, provided that, prior to the exchange, the keno runner shall compare the two parts of the keno runner request to ensure that the ticket is presented to the correct patron.**
- (12) If a patron requests to redeem a winning keno ticket with a keno runner, a keno runner shall:
- (a) Accept the ticket from the patron **in exchange for a one part keno ticket receipt**; provided, however, a keno runner who generates and redeems keno tickets at a keno workstation, utilizes a winning keno ticket report to verify the winning ticket and has sufficient funds in his or her pouch to redeem the ticket, may accept the ticket in exchange for the winning pay out;
 - (b) Take the winning ticket to a keno writer **at a keno workstation or to a workstation in a keno booth, satellite keno booth, or keno locker where the keno runner has a keno drawer or, FOR PROCESSING.** **If the keno runner has paid the patron directly from his or her pouch, redeem the winning keno ticket at a keno workstation no later than the end of the keno runner's shift.** **THE KENO WRITER SHALL TRANSACT WITH THE RUNNER TO COLLECT OR PAY**

ANY MONIES TRANSACTED. IF A KENO RUNNER ALSO FUNCTIONS AS A WRITER, THE RUNNER'S OWN WRITER BACK FUNDS THE RUNNER POUCH;

- (c) Unless the keno runner has paid the patron directly from his or her pouch, obtain the proceeds of the ticket OR THE CHANGE DUE from the keno writer or the keno runner's drawer; and
 - (d) Deliver the proceeds OR THE CHANGE DUE to the patron ~~in exchange for the keno ticket receipt.~~
- (13) No keno supervisor or keno writer shall start a keno game until all keno runners who are authorized to accept wagers for that game have recorded the wagers they have accepted. The keno supervisor or keno writer shall certify at the end of the shift that all keno runners recorded the wagers they have accepted prior to the start of each keno game during the shift.

30-2506 Keno wagers.

- (3) The following shall constitute examples of permissible wagers at the game of keno:

(i) "FUTURE TICKET" IS A KENO TICKET WHICH IS WAGERED FOR A GAME THAT WILL NOT BE PLAYED IMMEDIATELY AFTER THE TICKET IS PURCHASED, BUT AT A DATE/TIME CHOSEN BY THE PATRON AND CAN INCLUDE MULTI-RACE TICKETS.

30-2507 Placement of wagers.

- (3) Each player shall be responsible for ensuring that the spots recorded on the keno ticket agree with the spots marked on the player's keno request. The casino licensee shall not be responsible for any error by a keno writer on a ticket purchased directly from the keno writer which the player does not detect prior to the start of the first game for which the ticket has been generated. The casino licensee shall also not be responsible for any error on a ticket purchased through a keno runner if the error is not detected or cannot be corrected prior to the start of the first game for which the ticket has been generated. ~~Keno runner request forms shall bear notice of this limitation.~~ All winnings shall be paid in accordance with the computer-generated keno ticket and keno system record for the ticket. A keno ticket may not be voided or changed once the first game wagered on the ticket has been closed and the game draw started. Multi race tickets can be terminated at the discretion of the operator in a quit-race or early out transaction, wherein all remaining games shall be voided and refunded and any wins thus far shall be paid.
- (4) Each casino licensee shall post, publish and/or provide notice of the minimum wagering requirements, ~~and~~ the maximum wagers in effect at the game of keno AND ANY DISCLAIMERS (E.G. 30-2507 (3) ABOVE.

30-2508 Issuance of keno tickets.

- (2) Keno requests shall contain, at a minimum, the following:
- (f) ~~In the case of a keno runner request, a~~ n area to identify the particular game or games to be played.
- (3) The keno writer shall input the information from the player's keno request, or scan the barcode of a previously issued keno ticket (replay or recall ticket), or enter the serial number into the pos

writer station terminal **OR WIRELESS MOBILE POINT OF SALE DEVICE** in accordance with the casino licensee's internal control procedures. This action shall cause a keno ticket with a unique serial number to be printed. Upon receipt of currency, coin, gaming chips, or gaming system generated tickets, in an amount equal to or greater than the total price of the keno ticket from the player or keno runner, the keno writer shall issue the keno ticket and, if due, any change to the player or keno runner. The keno ticket shall contain, at a minimum, the following:

- (k) A conspicuous notice that the keno ticket must be redeemed within 120 days of its date of issuance or the obligation of the casino licensee to pay the patron will expire; and

30-2509 Payment of winning wagers.

- (3) All winning keno tickets shall expire **NO LESS THAN** 120 days from their date of issuance.

30-2510 Technical standards.

- (4) Keno system outcomes shall be randomly determined in accordance with the Division's rules for **a random number generator (RNG) APPROVED DRAW DEVICES**.
- (7) Each keno game conducted during the gaming day shall be assigned a unique sequential game number **AND TIME STAMP** by the keno system.

30-2511 Irregularities.

- (2) A winning keno ticket's barcode or QR code which is not accepted or read by the keno writer station pos terminal **OR WIRELESS MOBILE POINT OF SALE DEVICE**, shall require that the ticket serial number shall be manually input by the keno writer in accordance with the casino licensee's internal control procedures.

BASIS AND PURPOSE FOR RULE 26

The purpose of Rule 26 is to establish playing rules for conducting Pai Gow Tiles games, in compliance with section 44-30-302 (2), C.R.S. The statutory basis for Rule 26 is found in sections 44-30-201, C.R.S., 44-30-203, C.R.S., 44-30-302, C.R.S., and 44-30-818, C.R.S.

RULE 26 RULES FOR PAI GOW TILES.

30-2604 Dice; number of dice; pai gow tiles shaker.

- (5) **PAI GOW BUTTONS, WHICH INCLUDE DEALER, ACTION, AND BANKER BUTTONS, ARE ALLOWED. EACH BUTTON MAY HAVE IMPRINTED A CHARACTER AND OR AN ENGLISH WORD INDICATING WHAT THE BUTTON REPRESENTS.**

30-2605 Opening of the table for gaming; shuffling procedures.

- (8) All Pai Gow Tiles tile tables must have an identifying number assigned by the retail licensee, on the surface of the table or table accessory. This table number must be visible to surveillance personnel and must be captured on surveillance video during table activity. All Pai Gow Tiles tile tables will have a drop box with a corresponding number to the table **AND** if applicable, a tip box **will be** attached **on the same side of** the table **as the drop box**.

30-2699.01 THE PLAY- PAIR FORTUNES.

(1) PAIR FORTUNES IS A TRADEMARKED PAI GOW TILES VARIATION GAME, THE RIGHTS TO WHICH ARE OWNED BY SG GAMING INC. OF LAS VEGAS, NEVADA AND WHICH MAY BE TRANSFERRED OR ASSIGNED. PAIR FORTUNES MUST BE PLAYED ACCORDING TO THE FOLLOWING RULES. PAIR FORTUNES IS PLAYED THE SAME WAY AS TRADITIONAL PAI GOW TILES WITHOUT MODIFYING ANY OF THE EXISTING RULES OF THE STANDARD GAME. PAIR FORTUNES PAI GOW OFFERS FIVE SEPARATE OPTIONAL BONUS WAGER PAY OUTS.

(2) PAIR FORTUNES MAY ONLY BE PLAYED ON APPROVED TABLE EQUIPMENT WITH THE NECESSARY SIGNAGE AND WHICH DISPLAYS THE PAIR FORTUNES TABLE LAYOUT. PLAYERS MAKE THE PAIR FORTUNES WAGER BY BETTING IN THE MARKED AREA. AT THE DISCRETION OF THE RETAIL LICENSEE PLAYERS MAY BE REQUIRED TO MAKE A STANDARD PAI GOW TILES WAGER.

(3) **WAGERS.**

PAIR FORTUNES IS AN OPTIONAL WAGER FOR PAI GOW TILES. A PLAYER WINS IF THEY HAVE AT LEAST ONE PAIR IN THEIR HAND. IT DOES NOT MATTER HOW PLAYERS TILES ARE ARRANGED AGAINST THE DEALER. BEFORE THE TILES ARE DEALT, PLAYERS MAY MAKE THE PAIRS FORTUNE WAGER WITHIN SPECIFIED HOUSE BETTING LIMITS. IF THE HOUSE PERMITS, THEY MAY MAKE THIS WAGER FOR MORE THAN THEIR STANDARD PAI GOW TILES WAGER. SEE PAY TABLES FOR ODDS.

(4) **PAY TABLES AND PAY OUTS:**

THE RETAIL LICENSEE MAY USE ONE OF THE BELOW LISTED PAY TABLES:

PLAYER HAND	PAY OUTS			
TABLE	1	2	3	4
GEE JOON PAIR AND HEAVEN PAIR	300 TO 1	250 TO 1	250 TO 1	200 TO 1
2 PAIR	25 TO 1	25 TO 1	30 TO 1	30 TO 1
GEE JOON PAIR	8 TO 1	8 TO 1	7 TO 1	10 TO 1
MIXED PAIR	4 TO 1	5 TO 1	5 TO 1	4 TO 1
IDENTICAL PAIR	3 TO 1	2 TO 1	2 TO 1	2 TO 1

BASIS AND PURPOSE FOR RULE 27

The purpose of Rule 27 is to establish playing rules for conducting Big 6 Wheel games, in compliance with section 44-30-302 (2), C.R.S. The statutory basis for Rule 27 is found in sections 44-30-201, C.R.S., 44-30-203, C.R.S., 44-30-302, C.R.S., and 44-30-818, C.R.S.

RULE 27 RULES FOR BIG 6 WHEEL

30-2703 Wagers and rotation of the wheel.

(2) The wheel shall be spun by the dealer in either direction and must complete at least three revolutions to constitute a valid spin. The dealer must alternate the direction of the wheel each

spin. **IF THE WHEEL FAILS TO COMPLETE AT LEAST THREE REVOLUTIONS THE SPIN WILL BE VOID AND THE DEALER WILL RE-SPIN THE WHEEL.**

- (3) Each player shall be responsible for the correct positioning of the player's wager on the layout regardless of whether that player is assisted by the dealer. ~~Wagers must be placed with casino chips.~~ **ALL WAGERS WILL BE MADE BY PLACING VALUE CHIPS, PROMOTIONAL CHIPS OR COUPONS ON THE APPROPRIATE AREAS OF THE LAYOUT.**
- (5) If the clapper comes to rest between two numbers or symbols upon completion of the spin of the wheel, the spin shall be void and the dealer shall re-spin the wheel. **IF THE CLAPPER BREAKS OR FALLS OFF THE WHEEL, THE SPIN WILL BE VOID AND THE DEALER WILL RETURN ALL WAGERS TO THE PATRON.**

BASIS AND PURPOSE FOR RULE 28

The purpose of Rule 28 is to establish playing rules for authorized types of baccarat, mini baccarat, midi baccarat and management procedures for conducting baccarat, mini baccarat and midi baccarat games in compliance with section 44-30-302(2), C.R.S. The statutory basis for Rule 28 is found in sections 44-30-201, C.R.S., 44-30-203, C.R.S., 44-30-302, C.R.S., 44-30-816, C.R.S., and 44-30-818, C.R.S.

RULE 28 RULES FOR BACCARAT

30-2806 Cards: number of decks; value; point count of hand.

- (1) Baccarat will be played with six to ~~eight~~ **TEN** decks of cards and two additional cutting cards.

BUDGET REQUEST SCHEDULE - 2022

To meet the requirements of Colorado Limited Gaming Regulation (CLGR) 30-1803, the Commission receives budget requests from various state and governmental agencies. The text of this regulation follows:

30-1803 Budget preparation.

(1) In conjunction with the annual tax setting hearings, the Commission shall schedule presentations from all state or governmental agencies with which it has a contract or agreement for the purposes of establishing the upcoming fiscal year budget and any revisions to the current year budget. At that time, the Commission shall require participation from said agencies in providing funding requests and applicable support data.

(2) To ensure a coordinated approach in the state's budgetary process and between the Office of State Planning and Budgeting, the Joint Budget Committee, and the Commission, the Commission requires the following from all agencies seeking funding from the limited gaming fund:

(a) Each such agency will be required to include its request for funding from the limited gaming fund in its departmental budget submission to the Office of State Planning and Budgeting and the Joint Budget Committee in the preceding fall, **including any decision item requests for funding other than a continuation level.**

(b) **If the agency is requesting funding other than a continuation level, the budget request shall also be transmitted to the Commission by November 1.** The agency shall make an informative presentation to the Commission in November, with the formal presentation made during the budget hearings pursuant to 30-1803 (1).

Furthermore, Colorado Revised Statute 44-30-203(2)(j) requires the Division of Gaming to annually prepare and submit to the Commission a proposed budget for the succeeding fiscal year that sets forth a complete financial plan for all proposed expenditures and anticipated revenues of the Division.

The review of budget requests will be conducted prior to setting the tax rates. Pursuant to the requirements outlined above, the Commission will receive budget requests from the following agencies in June:

Colorado Department of Public Safety (CDPS), Colorado Bureau of Investigation

CDPS/Colorado State Patrol

CDPS/Division of Fire Prevention and Control

Department of Revenue, Division of Gaming

TAX HEARING SCHEDULE – 2021

To meet the requirements of Colorado Revised Statutes (CRS) 44-30-601, the Commission receives testimony from various entities during the tax hearings. The relevant citations follow.

44-30-601. Gaming tax.

- (1) There is hereby imposed a gaming tax on the adjusted gross proceeds of gaming allowed by this article 30. The tax is set by rule as promulgated by the commission. The commission shall not set the tax at more than forty percent of the adjusted gross proceeds. In setting the tax rate, the commission shall consider the need to provide money to the cities of Central, Black Hawk, and Cripple Creek for historic restoration and preservation; the impact on the communities and any state agency, including infrastructure, law enforcement, environment, public health and safety, education requirements, human services, and other components due to limited gaming; the impact on licensees and the profitability of their operations; the profitability of similar forms of gambling in other states; and the expenses of the commission and the division for their administration and operation. The commission shall also consider the following:
- (a) The amount shall never exceed the percentage provided in section 9 (5)(a) of article XVIII of the state constitution;
 - (b) The amount shall be established in conformity with the spirit and interest of this article 30 so as to encourage business growth and investment in the gaming industry and to permit licensed operations, under normal business conditions and operation procedures, to realize a fair and just profit;
 - (c) The amount shall consider unreimbursed local financial burdens associated with limited gaming-related operations;
 - (d) In setting the amount, the commission shall take into account profit levels after expenses of similar forms of gaming in other states;
 - (e) The amount shall take into account capital costs required to comply with local, state, or federal requirements; financial reserves required by the commission for payments to winners; and investments necessitated by regulatory requirements of the commission;
 - (f) The amount shall permit the licensed operator a reasonable profit after expenses, including:
 - (I) Capital costs associated with the licensed premises;
 - (II) Capital costs associated with limited gaming equipment;
 - (III) Capital costs required to comply with local or state requirements;
 - (IV) Extraordinary operating costs, including the provision of housing or transportation, or both, for employees;
 - (V) Initial costs associated with commencement of limited gaming;
 - (VI) Financial reserves required by the commission for payment to winners;
 - (VII) Investments necessitated by regulatory requirements of the commission; and
 - (g) If local voters in one or more cities revise any limits on gaming as provided in section 9 (7)(a) of article XVIII of the state constitution:
 - (I) Any commission action that increases the percentage of gaming taxes from the percentages imposed as of July 1, 2008, shall be effective only if approved by voters at a statewide election held under section 20 (4)(a) of article X of the state constitution; and
 - (II) Gaming tax revenues attributable to the locally approved revisions shall be collected and spent as a voter-approved revenue change without regard to any limitation contained in section 20 of article X of the state constitution or any other law.
- (2) When adopting or amending any rule affecting the applicable tax rate or any other attribute or policy relating to application of the gaming tax authorized by subsection (1) of this section, the commission shall consider the impact on recipients of limited gaming tax proceeds, including those from extended limited gaming.

(3) (a) The department shall collect the amount of gaming tax on adjusted gross proceeds determined pursuant to subsection (1) of this section from the licensed retailer and shall have all of the powers, rights, and duties provided in articles 20, 21, and 26 of title 39 to carry out the collection. The commission shall authorize reimbursement to the department of the costs associated with collection of gaming tax on adjusted gross proceeds from licensed operators pursuant to subsection (1) of this section, upon documentation of the costs satisfactory to the commission.

(b) All money collected pursuant to this section shall be deposited in the limited gaming fund created by section 9 (5)(a) of article XVIII of the state constitution.

.....

Pursuant to the requirements outlined above, all recipients of gaming fund revenues have been invited to present testimony during the tax hearings in April and May. Some recipients may choose to present in person or provide written statements to be included in the rule-making record or to make no presentation at all. The schedule below is established to provide structure to the hearings and is not intended to limit the time periods or subject matters the Commission may consider in determining the tax. It is important to note that in addition to the testimony received by the Commission, the Commission solicits public input and comments at each of these meetings.

APRIL HEARING Colorado State Historical Society

Colorado State Judicial Department

State's public community colleges, junior colleges and local district colleges

- State Board for Community Colleges, CCCS
- Adams State College
- Aims Community College
- Colorado Mesa University
- Colorado Mountain College

MAY HEARING City of Black Hawk

City of Central City

City of Cripple Creek

Gilpin County

Teller County

RubinBrown (contract CPA firm) and Division of Gaming

Colorado Gaming Association

HISTORICAL TAX RATES

October 1991 - September 1992

4%	\$0 to \$440,000
8%	\$440,000 to \$1.2 million
15%	Above \$1.2 million

October 1992 - September 1993

2%	\$0 - \$1 million
20%	Above \$1 million

October 1993 - September 1994

2%	\$0 to \$1 million
8%	\$1 million to \$2 million
15%	\$2 million to \$3 million
18%	Above \$3 million

October 1994 - September 1996

2%	\$0 to \$2 million
8%	\$2 million to \$4 million
15%	\$4 million to \$5 million
18%	Above \$5 million

October 1996 - June 1999

2%	\$0 to \$2 million
4%	\$2 million to \$4 million
14%	\$4 million to \$5 million
18%	\$5 million to \$10 million
20%	Above \$10 million

July 1999 - June 2008

0.25%	\$0 to \$2 million
2%	\$2 million to \$4 million
4%	\$4 million to \$5 million
11%	\$5 million to \$10 million
16%	\$10 million to \$15 million
20%	Above \$15 million

July 2008 - June 2011

0.25%	\$0 to \$2 million
2%	\$2 million to \$5 million
9%	\$5 million to \$8 million
11%	\$8 million to \$10 million
16%	\$10 million to \$13 million
20%	Above \$13 million

July 2011 - June 2012

0.2375%	\$0 to \$2 million
1.9%	\$2 million to \$5 million
8.55%	\$5 million to \$8 million
10.45%	\$8 million to \$10 million
15.2%	\$10 million to \$13 million
19.0%	Above \$13 million

July 2012 - June 2021

0.25%	\$0 to \$2 million
2%	\$2 million to \$5 million
9%	\$5 million to \$8 million
11%	\$8 million to \$10 million
16%	\$10 million to \$13 million
20%	Above \$13 million

CONSTITUTIONAL DISTRIBUTION FORMULA

Limited Gaming Fund (i.e., pre-Amendment 50)

50% to the State General Fund, used at the discretion of the General Assembly.

28% to the State Historical Fund.

12% to the gaming counties of Teller and Gilpin, in proportion to the gaming revenues generated in these respective counties and used at the discretion of county officials.

10% to the gaming cities of Black Hawk, Central City and Cripple Creek, in proportion to the gaming revenues generated in these respective cities and used at the discretion of city officials.

Extended Limited Gaming Fund (i.e., Amendment 50 Recipients)

78% to the State's Public Community Colleges, Junior Colleges, and Local District Colleges to supplement existing state funding for student financial aid programs and classroom instruction programs.

12% to the gaming counties of Teller and Gilpin, in proportion to the gaming tax revenue generated in these respective counties and used at the discretion of county officials.

10% to the gaming cities of Black Hawk, Central City and Cripple Creek, in proportion to the gaming tax revenue generated in these respective cities and used at the discretion of city officials.

OFFICE OF THE STATE COURT ADMINISTRATOR



April 8, 2021

Paul Hogan
Chief Auditor
Colorado Division of Gaming
17301 West Colfax Avenue, Suite 135
Golden, CO 80401

Dear Paul:

Steven Vasconcellos
State Court Administrator

Terri Morrison
Judicial Legal Counsel

DIRECTORS

Brenidy Rice
Court Services

Marty Galvin
Financial Services

Chad Cornelius, CIO
*Information Technology
Services*

Glenn Tapia
Probation Services

ACTING DIRECTOR

Melanie Ulrich
Human Resources

We have compiled fiscal impact information related to legalized gaming as requested. In Fiscal Year 1995, the Judicial Branch received an appropriation for six court clerks specifically associated with the workload increases in Gilpin and Teller Counties. In Fiscal Year 1996, the 4th Judicial District allocated a new court clerk position to Teller County in response to workload demands. Since Fiscal Year 1995, the county court judgeships in Gilpin and Teller Counties were increased by a combined 0.45 FTE due to gaming-related cases.

Based on current data, it is estimated that the Fiscal Year 2022 impact to judges and clerks in Gilpin and Teller Counties is shown in the table below.

Staff	Fiscal Year 2022 Costs
7.0 Court Clerks	\$420,700
0.45 Judgeships	\$91,300
Total	\$512,000



Please let me know if you need anything further.

Sincerely,

Marty Galvin
Director, Financial Services

History Colorado State Historical Fund Grants Awarded

Fiscal Year 2020



**HISTORY
COLORADO**
STATE HISTORICAL FUND

Contents

■ Introduction	1
■ Grant Statistics & Map	2
■ Fiscal Year 2020 Grant Award Highlights	3
■ Grants Awarded in Fiscal Year 2020, by County	9
■ Grants Closed in Fiscal Year 2020, by County	17

Cover image: Before (inset) and After Exterior Rehabilitation and Restoration, The Blue Sage Center for the Arts, Paonia, Delta County.

The Blue Sage Center for the Arts provides education and expression in the arts and humanities for the enrichment of the North Fork Valley and surrounding communities. They serve 10,000 residents annually through classes, concerts, events, gallery exhibits, venue rentals, and arts education outreach into local schools.



The History Colorado State Historical Fund provides grants for preservation projects across the state. Eligible projects include the planning and preservation, restoration, and rehabilitation of historic buildings, archaeological assessments and research, designation and interpretation of historic places, preservation planning studies, and historic preservation training and education programs. In fiscal year 2020, the State Historical Fund awarded 107 grants for \$8,116,510 in investment. Through fiscal year 2020, the State Historical Fund has awarded 4743 grants for a total of \$315,892,480.

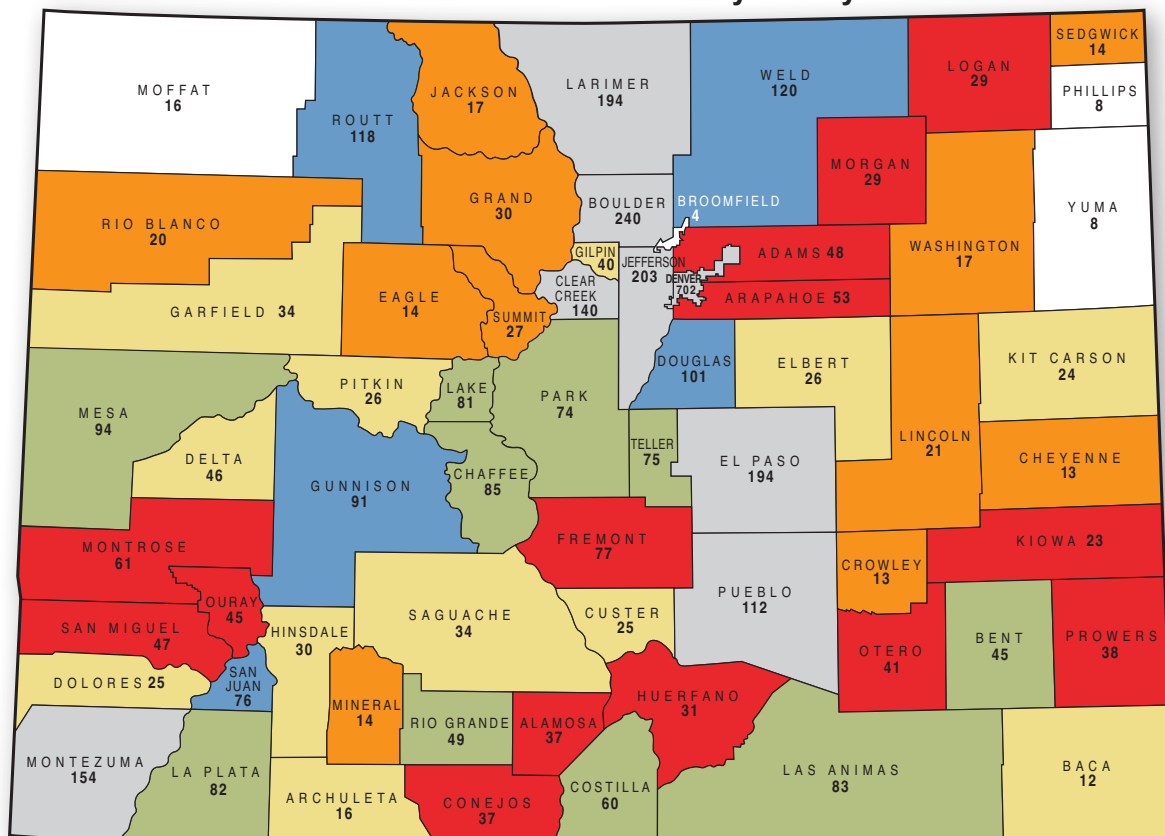
Every year, the program receives a portion of the total state tax revenues generated by limited-stakes gaming in the towns of Black Hawk, Central City, and Cripple Creek. The State Historical Fund is one of the most significant forces behind the preservation of Colorado history and a catalyst for strengthening communities statewide.

Funding from limited-stakes gaming does not just help provide the State Historical Fund with money for grants—a minority share of this revenue goes to History Colorado's other operations, including the History Colorado Center and the statewide Community Museums.

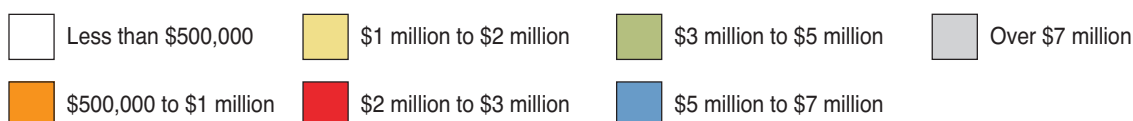
The History Colorado State Historical Fund mission is to foster heritage preservation through tangible and highly visible projects for direct and demonstrable public benefit. Revenue generated by Colorado's limited-stakes gaming makes that mission a reality.

CREATE *the* FUTURE.
HONOR *the* PAST.

Number of Grants Awarded by County



Number of grants awarded indicated by numbers on the map. Projects affecting multiple counties are not shown.



FISCAL YEAR 2020

Grants awarded: 107

Total grant value: \$8,116,510

Total cash match provided: \$4,146,660

Total project value: \$12,263,170

Total grants requested in Fiscal Year 2020: 184 requests totaling \$15,697,381

State Historical Fund Grant Program

Grants awarded since program's inception through Fiscal Year 2020: 4743

Total value of those grants through Fiscal Year 2020: \$315,892,480

Fiscal Year 2020 Grant Award Highlights

Mesa Verde National Park Interpretive Film Phase I

Montezuma County, Mesa Verde Foundation

20-02-017 | \$100,000

Mesa Verde National Park welcomes 600,000 visitors a year from around the globe. A 20-year-old film lacking native voice and presenting out-of-date research welcomes visitors. This grant launches phase I of creating a new film with native voice and recent scholarship. The Phase I planning process incorporates native voice from consultation to film producing, and narration. The film will illustrate the range of cultural and natural resources in the park, promote messages of stewardship and preservation, as well as highlight the cultural richness of the archaeology and museum exhibits.



Wray Lions Amphitheater

Wray, Yuma County, City of Wray

20-M1-009 | \$32,812

The Wray Lions Amphitheater, a natural amphitheater is set in the caliche bluffs of the North Fork of the Republican River in the City of Wray. The rock formation of the canyon naturally amplifies sound, making it an ideal open-air venue for musical and theatrical

performances. Built in the 1970s the Amphitheater was turned over to the City in 2011. Years of non-use and exposure to outdoor elements caused the Amphitheater to fall into disrepair. This grant launches preservation of the Amphitheater by funding construction documents necessary to preserve and rehabilitate this community gem.



Spruance Building–Kneisel Building

Georgetown Trust for Conservation and Preservation Inc., Clear Creek County, Georgetown

20-01-001 | \$124,399

Henry Kneisel arrived in Georgetown to mine, but discovered his baking talents were more in demand. He built the Kneisel Building in 1891. His friend Spruance built the adjacent building in 1892 which initially housed a rival grocery then a hardware store. In 1915, Kneisel's Grocery and the Spruance building were combined with an interior door to create the Kneisel and Anderson Hardware Store. The business has remained ever since and contributes to the Georgetown Silver Plume National Historic Landmark District. This grant will restore the exterior facades of these 126-year-old buildings as well as provide basic mechanical, electrical, and plumbing to the Spruance building.



Dearfield Archaeological Fieldschool & Building Stabilization

University of Northern Colorado, Weld County, Dearfield

20-M2-003 | \$10,943,

20-M1-006 | \$29,738

Oliver Toussaint Jackson founded the African-American townsite of Dearfield in 1910. A 1915 *Western Farm Life* article described Dearfield's community as having 27 families, 44 wood-framed houses, a concrete block factory, a lodge hall, restaurant, grocery store, a boarding house, and 595 agricultural acres. The community became less active by the early 1930s. Today the Black American West Museum & Heritage Center owns approximately half of the National Register-listed townsite. Dearfield research and historical site preservation programs, known as the Dearfield Dream Project, are conducted by a consortium of national researchers including professors at the University of Northern Colorado. These grants continue the Dearfield Dream Project. The 2020 Archaeological Fieldschool explores the townsites development, growth and decline through the lens of resident Squire Brockman. Squire Brockman served Dearfield as its blacksmith, auto-mechanic, and fiddle player. Funding also implements Phase 2 of the Dearfield Townsite Preservation Plan for building preservation at the site. Phase 2 includes building stabilization, clean-up, and site security.

The building on the right is the Squire Brockman house. The building on the left is the lunchroom and blacksmith's shop.



Hayden Depot

Hayden Heritage Center, Routt County, Hayden

20-M1-017 | \$25,970

The Hayden Heritage Center received funding to complete roof repairs on the National Register of Historic Places-listed Hayden Depot building. The Hayden Depot was designed by J.W. Roeschlaub and constructed in 1918 to welcome travelers of the Moffat Railroad. The building is now home to the Hayden Heritage Center's Museum & Leslie Memorial Research Library. Repairs include replacing broken and missing clay tiles, installing drainage gutters, restoration of the entryway roof, and installation of roof snow guards.



Independent Order of Oddfellows Leadville Building

Independent Order of Oddfellows, Lake County, Leadville

20-01-005 | \$179,372



Prior to the advent of modern insurance companies, fraternal organizations including the Independent Order of Oddfellows were formed to offer security to their members. If a member was injured or killed, their fraternity would take care of their funeral and often provide for their families. Miners, primarily from the Climax mine, built the Leadville Independent Order of Oddfellows Building in 1890. It contributes to Leadville's Historic District and is a good example of a late nineteenth century Italianate commercial building. The second floor houses the lodge gathering and meeting rooms above

main street retail spaces. This project drafts construction documents, followed by construction activities to correct the critical structural, roof and site drainage issues identified in the 2018 State Historical Funded Historic Structure Assessment.

Gunnison Arts Center

Gunnison Council For the Arts Inc., Gunnison County, Gunnison

20-02-030 | \$196,369

This Colorado Register of Historic Places listed building is now home to the Gunnison Council for the Arts. In 1882 Mary Mechling used the first floor as a downtown freight office; the second floor served as private rooms for the European Hotel. In 1888 the building became Gunnison Hardware Company and remained a hardware store for several decades. This cut-sandstone building sits at the intersection of two major highways in the heart of the town of Gunnison. It represents Gunnison's transition from a temporary mining supply camp to permanent settlement. This project includes the repair and repainting of the historic exterior trim, repointing of the historic mortar around the exterior stone, as well as the repair of one historic stucco exterior wall. During repair of the historic stucco in 2020 the project team was delighted to discover a previously hidden door and window, shown here.



Columbus Building

City of Ouray, Ouray County, Ouray

20-01-013 | \$123,050

This grant funds rehabilitation of masonry at the historic Columbus Building, located in the National Register District in Ouray, Colorado. Work to be performed will include paint removal, brick and stone repair/replacement, and repointing. Built in 1898, the Columbus Building has been home to numerous businesses including saloons, soft drink parlor, barbershop, restaurants, a bed and breakfast, and pool hall. In 2019 Stuart Gillespie bought the building, envisioning it maintaining its original uses, with a hotel and event space on the upper level, a restaurant on the main level and a new affordable housing unit in the basement area. Gillespie has partnered with the City of Ouray with a Planned Unit Development agreement outlining preservation of the building.

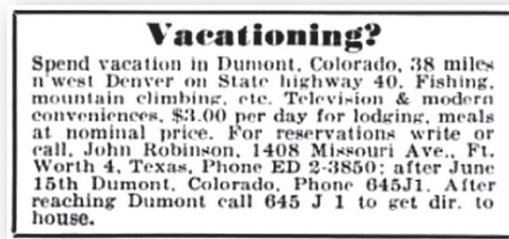


African American Travel in Colorado—Survey Plan

Colorado Historical Foundation, Statewide

20-SP-003 | \$15,000

This grant will identify, record, publicize, and celebrate historic sites associated with the African American experience of travel in Colorado during segregation in the United States. During the first half of the 20th century, the emerging African American middle class bought automobiles and embraced travel and tourism. Many travelers chose to journey by car during this period of “Jim Crow Laws” to avoid segregation. Even in their private automobiles, travelers often faced real dangers and inconveniences—from refusal of food, service and lodging to arbitrary arrest and worse. The *Negro Motorist Green-Book* was an annual guidebook for African American road-trippers and highlighted places and services relatively friendly to African Americans. This statewide survey addresses a critical need to identify more sites associated with African American social and cultural history.



Top left to right: Historic Postcard Alamo Hotel in Lamar, Advertisement for Mountain Studio Lodge in Dumont (Ebony, June 1961); bottom left to right: Wink's Panorama near Pinecliffe, Coronado Lodge in Pueblo.

Survey Plan Non-Competitive Grant

The State Historical Fund launched a new non-competitive grant in the 2019 fiscal year—the Survey Plan. Coloradans working to survey their communities' built environment had requested a planning grant to inform community survey efforts. Survey plan grants create a comprehensive document that assesses a community's historic resource survey needs and provides a prioritized, phased plan for future survey efforts.

Boggsville

Colorado Historical Foundation, Bent County, Las Animas

20-01-018 | \$155,917

Formed in 1866, Boggsville is one of the first permanent, non-military, Anglo communities in the Arkansas River Valley. A thriving location along the Sante Fe Trail, by 1873 Boggsville was the county seat and a busy agricultural center. Two years later the railroad bypassed it and the community dwindled. The site was listed to the National Register of Historic Places in 1986. The nomination is currently being updated by a State Historical Fund grant to include the contributions of female leaders



Rumalda Luna Boggs and Amache Prowers to the founding of the site. This grant will address building deterioration to avoid loss of historic material, create construction documents, and plan a capital fundraising campaign for future preservation efforts.

Ludlow Tent Colony

United Mine Workers of America, Las Animas County

20-01-037 | \$107,885



The United Mine Workers of America has maintained the National Landmark Ludlow Massacre Site and Memorial for over 100 years. District 15 of the United Mine Workers of America (UMWA) called a strike on September 23, 1913 to protest low pay and poor working conditions in the coalfields of Colorado. In anticipation of the strike, UMWA rented land at Ludlow to construct a tent colony to house the strikers and their approximately 1,500 families. On April 20, 1914, gun fire broke out between the militia and the striking mine workers at the Ludlow tent site. Women and children escaped or hid in the pits under the tents to escape the gunfire. That afternoon tents were set on fire. The next morning, the burned remains of 11 children and 2 women were found in the pit under tent number

58. To honor the loss of life, union members excavated the pit and lined the walls and floor with concrete. The concrete of the pit has now deteriorated to a point that it is unstable. This grant will stabilize the pit based on State Historical Fund drafted construction documents.

Grants Awarded in Fiscal Year 2020, by County

Adams

Property Historic Name	Organization Legal Name	Project Title	Geographical Area Served	Grant Amount
Fitzsimons General Hospital-Main Hospital Building-Building No. 500	Board of Regents of the University of Colorado, a body corporate, for and on behalf of the University of Colorado Denver	Window Rehabilitation	Adams/Aurora	\$200,000

Arapahoe

Property Historic Name	Organization Legal Name	Project Title	Geographical Area Served	Grant Amount
Englewood Depot-Englewood Depot Museum-Englewood Santa Fe Railroad Depot	Englewood Depot, Inc.	Construction Documents	Arapahoe/Englewood	\$15,300
Fox Theater (Aurora)	City of Aurora, Library, Recreation & Cultural Services Department	Neon Sign and Marquee Rehabilitation	Arapahoe/Aurora	\$72,837

Archuleta

Property Historic Name	Organization Legal Name	Project Title	Geographical Area Served	Grant Amount
Turkey Creek	San Juan Mountains Association	National Register Nomination	Archuleta/Rural	\$72,605

Bent

Property Historic Name	Organization Legal Name	Project Title	Geographical Area Served	Grant Amount
Boggsville	Colorado Historical Foundation	Stabilization and Construction Documents	Bent/Las Animas	\$155,917
Las Animas Christian Church	Supporters Of Colorado Preservation 2000 Plan For Las Animas	Historic Structure Assessment	Bent/Las Animas	\$13,150

Boulder

Property Historic Name	Organization Legal Name	Project Title	Geographical Area Served	Grant Amount
Boulder Theater	Historic Boulder, Inc.	Construction Documents	Boulder/Boulder	\$10,834
First Presbyterian Church (Boulder)	First Presbyterian Church	Exterior Rehabilitation	Boulder/Boulder	\$93,667
Wencel Farm-Braly Open Space (Barn)	Boulder County	Rehabilitation	Boulder/Hygiene	\$200,000
Bossen Homestead-Rangeview Ranch (Hazel Schmoll Cabin)	Rocky Mountain Ecodharma Retreat Center	Construction Documents and Assessment	Boulder/Rural	\$14,775
Various City-Owned Properties	City of Boulder	Multiple Resource Preservation Plan	Boulder/Boulder	\$190,000
Nomad Playhouse	Tara Institute of the Performing Arts, Incorporated	Exterior Drainage and Rehabilitation	Boulder/Boulder	\$104,856
Longmont Elks Club-BPOE Longmont Lodge #1055	Longmont Downtown Development Authority	Historic Structure Assessment	Boulder/Longmont	\$15,000

Chaffee

Property Historic Name	Organization Legal Name	Project Title	Geographical Area Served	Grant Amount
Maxwell Park School-Roberts Ranch (Barn)-Delauney Homestead-Circle S Ranch (Bunkhouse)	Greater Arkansas River Nature Association-GARNA	State and National Register Nominations	Chaffee/Countywide	\$9,870
Historic Buena Vista	Town of Buena Vista	Intensive Survey	Chaffee/Buena Vista	\$18,000
Methodist Episcopal Church-First United Methodist Church (Salida)	First United Methodist Church of Salida	First United Methodist Church Stained Glass Window Restoration	Chaffee/Salida	\$47,553
Romley Terminal (Mary Murphy Mine)	Historic St. Elmo and Chalk Creek Canyon Inc	Exterior Rehabilitation	Chaffee/St. Elmo	\$34,928
Denver & Rio Grande Western Railroad Caboose #0576	City of Salida	Construction Documents	Chaffee/Salida	\$11,846

Clear Creek

Property Historic Name	Organization Legal Name	Project Title	Geographical Area Served	Grant Amount
Idaho Springs Survey Plan	City of Idaho Springs	Survey Plan	Clear Creek/Idaho Springs	\$13,496
Spruance Building-Kneisel Building-Kneisel and Anderson Hardware	Georgetown Trust For Conservation And Preservation Inc	Exterior Restoration	Clear Creek/Georgetown	\$124,399
Hamill House Conservatory	Historic Georgetown, Inc.	Exterior Rehabilitation	Clear Creek/Georgetown	\$44,009

Conejos

Property Historic Name	Organization Legal Name	Project Title	Geographical Area Served	Grant Amount
Warshauer Mansion	Town of Antonito	Warshauer Mansion Roof and Porch Stabilization	Conejos/Antonito	\$180,207
Denver & Rio Grande Railroad-San Juan Extension-Cumbres & Toltec Scenic Railroad (Pay Car F)	Cumbres & Toltec Scenic Railroad Commission	Rehabilitation of Pay Car F	Conejos/Antonito	\$200,000

Costilla

Property Historic Name	Organization Legal Name	Project Title	Geographical Area Served	Grant Amount
Old High School-San Luis Institute of Arts & Crafts-San Luis Museum & Cultural Center	Costilla County Economic Development Council, Inc.	Sangre de Cristo Heritage Center Interior Rehabilitation	Costilla/San Luis	\$116,514
Jaquez Grocery Store-Chapel Grocery Store-Jaquez Residence	Costilla County Economic Development Council, Inc.	Elva Trujillo-Jaquez House Acquisition	Costilla/San Luis	\$86,250

Delta

Property Historic Name	Organization Legal Name	Project Title	Geographical Area Served	Grant Amount
Curtis Hardware Store-Howard's Cash Hardware-First National Bank	The Blue Sage Center for the Arts	Exterior Rehabilitation and Restoration	Delta/Paonia	\$178,710

Denver

Property Historic Name	Organization Legal Name	Project Title	Geographical Area Served	Grant Amount
Bethesda Gateway and Chapel	Denver Academy Inc	Exterior Restoration	Denver/Denver	\$118,591
Whitehead Farmhouse	City and County of Denver- Department of Parks and Recreation	Historic Structure Assessment	Denver/Denver	\$15,000
Denver Press Club	Denver Press Club	Interior and Exterior Rehabilitation	Denver/Denver	\$200,000
Fourth Church of Christ, Scientist-Zen Center of Denver-Lotus in the Flame Temple	The Sanctuary Downtown	Window Preservation and Mechanical	Denver/Denver	\$183,138
Discover Denver	Historic Denver, Inc.	Citywide Survey	Denver/Denver	\$199,476
Wootton's General Store and Wootton's Hall	State Board for Community Colleges and Occupational Education - Community College of Denver	Archaeological Field School	Denver/Denver	\$31,073
Capitol Heights Presbyterian Church	Capitol Heights Presbyterian Church	Roof and Parapet Restoration	Denver/Denver	\$79,094
Fitzroy Place-Warren-Iliff Mansion	Historic Denver, Inc.	Porch Restoration	Denver/Denver	\$200,000
Armour & Company Administration Building (National Western Complex)	City and County of Denver-Mayor's Office of the National Western Center	Historic Structure Assessment	Denver/Denver	\$14,996
University of Denver Campus	Colorado Seminary, a Colorado not for profit corporation which owns and operates the University of Denver	Archaeological Field School	Denver/Denver	\$10,000
First German Society Methodist Episcopal Church (Denver)-Agape Christian Church	Historic Denver, Inc.	Window Restoration	Denver/Denver	\$28,895
Justina Ford House-Black American West Museum and Heritage Center	Black American West Museum & Heritage Center	Window and Masonry Preservation	Denver/Denver	\$140,562

Douglas

Property Historic Name	Organization Legal Name	Project Title	Geographical Area Served	Grant Amount
Schweiger Ranch-Happy Canyon Ranch	Schweiger Ranch Foundation	Interpretive Signage	Douglas/Lone Tree	\$22,068
Bartruff-Bihlmeyer Ranch-Prairie Canyon Ranch	Douglas County	Stabilization	Douglas/Rural	\$89,167
First National Bank of Douglas County-Masonic Building-Douglas Lodge No. 153 A.F. & A.M.	Ancient Free and Accepted Masons of Colorado dba Douglas Masonic Lodge #153 A.F. & A.M.	Window Restoration	Douglas/Castle Rock	\$80,962
Greenland Post Office	Douglas County	Foundation Stabilization	Douglas/Greenland	\$156,160

El Paso

Property Historic Name	Organization Legal Name	Project Title	Geographical Area Served	Grant Amount
Black Forest Community Church-The Old Log Church	The Black Forest Community Church	Window and Door Rehabilitation	El Paso/Black Forest	\$46,124
Colorado Springs City Hall	City of Colorado Springs	Construction Documents	El Paso/Colorado Springs	\$27,695
Colorado School for the Deaf and Blind (Administration Building)	State of Colorado dba Colorado School for the Deaf and Blind	Construction Documents	El Paso/Colorado Springs	\$28,800

Property Historic Name	Organization Legal Name	Project Title	Geographical Area Served	Grant Amount
Ponderosa Lodge	La Foret Conference and Retreat Center	Window and Door Rehabilitation	El Paso/Colorado Springs	\$33,297
Reynolds Ranch-Hagen Farmhouse-Twin Oaks Ranch (House)	Western Museum of Mining & Industry	Interior Rehabilitation	El Paso/Colorado Springs	\$200,000
Evergreen Cemetery	City of Colorado Springs	Historic Structure Assessment	El Paso/Colorado Springs	\$15,000
J. G. Evans Barn	Cherry Creek Springs Homeowner's Association	Historic Structure Assessment	El Paso/Colorado Springs	\$10,000

Garfield

Property Historic Name	Organization Legal Name	Project Title	Geographical Area Served	Grant Amount
Edinger-Shumate House-Frontier Historical Society Museum	The Glenwood Springs Historical Society Inc	Historic Structure Assessment	Garfield/Glenwood Springs	\$14,000
Rifle Masonic Lodge #129	Ancient Free & Accepted Masons of Colorado Rifle Masonic Lodge #129	State Register Nomination and Construction Documents	Garfield/Rifle	\$34,886

Gilpin

Property Historic Name	Organization Legal Name	Project Title	Geographical Area Served	Grant Amount
St. Mary's of the Assumption Church (Central City)	Saint Mary of the Assumption Catholic Church	Historic Structure Assessment	Gilpin/Central City	\$15,000

Grand

Property Historic Name	Organization Legal Name	Project Title	Geographical Area Served	Grant Amount
4 Bar 4 Ranch (Stagecoach Station and Hotel)	Historic Fraser	Construction Documents	Grand/Fraser	\$22,192

Gunnison

Property Historic Name	Organization Legal Name	Project Title	Geographical Area Served	Grant Amount
Gunnison Hardware-Denver & Rio Grande Freight-Mechling Block-Gunnison Arts Center	Gunnison Council For The Arts Inc	Exterior Preservation	Gunnison/Gunnison	\$196,369

Hinsdale

Property Historic Name	Organization Legal Name	Project Title	Geographical Area Served	Grant Amount
Hinsdale County Museum	Hinsdale County Historical Society	Artifact Retrieval and Storage	Hinsdale/Lake City	\$9,992
Hinsdale County Museum	Hinsdale County Historical Society	Sandbag Demobilization	Hinsdale/Lake City	\$6,000
Lost Trail Station-Lost Trail Ranch	Creede Historical Society, Inc.	Interpretive Signage	Hinsdale/Rural	\$24,878

Huerfano

Property Historic Name	Organization Legal Name	Project Title	Geographical Area Served	Grant Amount
Walsenburg, Cuchara and La Veta	Huerfano County	Walking Tours	Huerfano/Countywide	\$28,500
Huerfano County Courthouse and Jail	Colorado Preservation, Inc.	Masonry Restoration	Huerfano/Walsenburg	\$200,000

Lake

Property Historic Name	Organization Legal Name	Project Title	Geographical Area Served	Grant Amount
I.O.O.F. Hall (Leadville)	Independent Order Of Odd Fellows	Exterior Rehabilitation	Lake/Leadville	\$179,372
Matchless Mine-Matchless No. 6 (Hoist House)	The National Mining Hall of Fame & Museum	Exterior Preservation	Lake/Countywide	\$104,332

Larimer

Property Historic Name	Organization Legal Name	Project Title	Geographical Area Served	Grant Amount
F.O. Stanley Residence	Historic Stanley Home Foundation	Construction Documents	Larimer/Estes Park	\$34,650
Old Town Fort Collins	City of Fort Collins	Survey	Larimer/Fort Collins	\$25,000
Fort Collins Water Works-Fort Collins Water Treatment Plant No. 1	City of Fort Collins	Historic Structure Assessment	Larimer/Fort Collins	\$22,835
Colorado Big Thompson Project Administration Building-American Legion Post 119	Estes Park Post No 119 American Legion	Exterior Rehabilitation	Larimer/Estes Park	\$9,900

Las Animas

Property Historic Name	Organization Legal Name	Project Title	Geographical Area Served	Grant Amount
Ludlow Tent Colony Site-Ludlow Monument-Ludlow Massacre Memorial-Ludlow Massacre Site	United Mine Workers of America	Preservation and Stabilization	Las Animas/Rural	\$107,885
Veteran's Memorial Square-Fort Wootton	Las Animas County Veterans Council	Historic Structure Assessment	Las Animas/Trinidad	\$15,000

Mineral

Property Historic Name	Organization Legal Name	Project Title	Geographical Area Served	Grant Amount
Wagon Wheel Gap Fluorspar Mine and Mill	Colorado Preservation, Inc.	Fluorspar Mine and Mill Stabilization	Mineral/Creede	\$200,000

Montezuma

Property Historic Name	Organization Legal Name	Project Title	Geographical Area Served	Grant Amount
Mesa Verde National Park	Mesa Verde Foundation	Interpretive Film	Montezuma/Mesa Verde National Park	\$100,000
Wallace Ruin	Crow Canyon Archaeological Center	Archaeological Project	Montezuma/Mancos	\$199,479

Montrose

Property Historic Name	Organization Legal Name	Project Title	Geographical Area Served	Grant Amount
Shavano Springs Site	Dominquez Archaeological Research Group Inc	Site Assessment	Montrose/Rural	\$14,360
Hauser Site	Coal Creek Research Inc	Archaeological Assessment	Montrose/Rural	\$9,836
Hispano Moradas	Hispanic Affairs Project	Morada Survey	Montrose/Montrose	\$19,188
Uncompahgre Plateau	Coal Creek Research Inc	Terrace Formation Investigation	Montrose/Rural	\$12,235

Morgan

Property Historic Name	Organization Legal Name	Project Title	Geographical Area Served	Grant Amount
Old Trail School-Reed School	Wiggins Historical Group, Inc.	Foundation Stabilization	Morgan/Wiggins	\$4,635

Otero

Property Historic Name	Organization Legal Name	Project Title	Geographical Area Served	Grant Amount
Masonic Temple	Otero County	Historic Structure Assessment	Otero/La Junta	\$15,000
Plaza Block Building– Plaza Block	Southeast Colorado Creative Partnership	Stabilization	Otero/La Junta	\$200,000
Manzanola United Methodist Church	Colorado Preservation, Inc.	Historic Structure Assessment	Otero/Manzanola	\$15,000

Ouray

Property Historic Name	Organization Legal Name	Project Title	Geographical Area Served	Grant Amount
Columbus Building-Nugget Restaurant-Silver Nugget	City of Ouray	Columbus Building Masonry Rehabilitation	Ouray/Ouray	\$123,050

Park

Property Historic Name	Organization Legal Name	Project Title	Geographical Area Served	Grant Amount
North London Mill and Mine	North London Mill Preservation Inc	Exterior and Masonry Rehabilitation, and Mechanical Design	Park/Alma	\$152,867
Paris Mill	Park County	Stabilization, Rehabilitation, and Site Grading	Park/Rural	\$200,000

Prowers

Property Historic Name	Organization Legal Name	Project Title	Geographical Area Served	Grant Amount
Alta Vista School-Alta Vista Elementary School-Alta Vista Charter School	Alta Vista Charter School Inc	Exterior Rehabilitation	Prowers/Lamar	\$140,186
Camp Amache-Granada Relocation Center-Amache	Colorado Seminary, a Colorado not for profit corporation which owns and operates the University of Denver	Archaeology and Museum Field School	Prowers/Rural	\$96,832

Pueblo

Property Historic Name	Organization Legal Name	Project Title	Geographical Area Served	Grant Amount
Whitcomb Block-Clark's Western Wear	Neighborhood Housing Services of Pueblo, Inc.	Construction Documents	Pueblo/Pueblo	\$21,233
107 South Grand Avenue	Pueblo Performing Arts Guild	Design Documents	Pueblo/Pueblo	\$35,000
Roselawn Cemetery	Roselawn Cemetery Association	Archaeological Assessment	Pueblo/Pueblo	\$13,413

Rio Blanco

Property Historic Name	Organization Legal Name	Project Title	Geographical Area Served	Grant Amount
Canyon Pintado	Dominquez Archaeological Research Group Inc	Archaeological Reassessment	Rio Blanco/Rangely	\$45,000

Routt

Property Historic Name	Organization Legal Name	Project Title	Geographical Area Served	Grant Amount
Yampa Valley Bank-Anderson Saloon-Ferry Carpenter's Office	Town of Hayden	Historic Structure Assessment	Routt/Hayden	\$14,050
Hayden Depot-Moffat Railroad Depot-Hayden Heritage Center	Hayden Heritage Center	Roof Rehabilitation	Routt/Hayden	\$25,970
St. Paul's Episcopal Church (Steamboat Springs)	St. Paul's Episcopal Church of Steamboat Springs	Rehabilitation	Routt/Steamboat Springs	\$200,000
Steamboat Springs Mountain Area	City of Steamboat Springs	Reconnaissance Survey	Routt/Steamboat Springs	\$31,800
Hayden Co-Op Elevator Company-Hayden Grain Company-Hayden Granary-Yampa Valley Feeds	Historic Hayden Granary Inc.	Historic Structure Assessment	Routt/Hayden	\$15,000

Saguache

Property Historic Name	Organization Legal Name	Project Title	Geographical Area Served	Grant Amount
Dunn's Block-Means & Ashley Mercantile Company Building	Colorado Preservation, Inc.	Dunn Block Acquisition	Saguache/Saguache	\$28,000

San Juan

Property Historic Name	Organization Legal Name	Project Title	Geographical Area Served	Grant Amount
San Juan County Courthouse	San Juan County	San Juan County Courthouse Exterior Rehabilitation	San Juan/Silverton	\$198,990

Statewide

Property Historic Name	Organization Legal Name	Project Title	Geographical Area Served	Grant Amount
Various	Colorado Preservation, Inc.	Conference: Saving Places 2021	Statewide	\$167,954
Women's Right to Vote Survey (Part I)	Colorado Historical Foundation	Survey	Statewide	\$15,000

Property Historic Name	Organization Legal Name	Project Title	Geographical Area Served	Grant Amount
Various	Conservation Legacy	Education Program: 2020 Colorado Preserve America Youth Summits	Statewide	\$35,000
Various	Colorado Preservation, Inc.	Colorado's Most Endangered Places Program	Statewide	\$73,920
The Green Book and Other Travel Guides	Colorado Historical Foundation	African American Travel in Colorado	Statewide	\$15,000
LGBTQ History—Significant Historic Sites of Association	Colorado Historical Foundation	Survey Plan	Statewide	\$15,000
Colorado Experience: Season VIII	Rocky Mountain Public Broadcasting Network Inc dba Rocky Mountain PBS	Broadcast Production—Season 8	Statewide	\$200,000

Washington

Property Historic Name	Organization Legal Name	Project Title	Geographical Area Served	Grant Amount
Farmers State Bank-Cope Community Church-Mission Building	Cope Community Church	Historic Structure Assessment	Washington/Cope	\$10,000

Weld

Property Historic Name	Organization Legal Name	Project Title	Geographical Area Served	Grant Amount
Dearfield Site	the Board of Trustees for the University of Northern Colorado	Archaeological Investigation	Weld/Dearfield	\$10,943
Greeley Survey Plan	City of Greeley	Survey Plan	Weld/Greeley	\$15,000
Harvey J. Parish House—Parish House Museum	Johnstown Historical Society	Construction Documents	Weld/Johnstown	\$17,867
Ault Pump House	Ault Area Historical Museum	Interior and Exterior Rehabilitation—Phase 2	Weld/Ault	\$137,979
Dearfield Townsite	the Board of Trustees for the University of Northern Colorado	Building Stabilization	Weld/Dearfield	\$29,738
Bessie Smith House	Historic Greeley, Inc.	Interior and Exterior Rehabilitation	Weld/Greeley	\$196,599

Yuma

Property Historic Name	Organization Legal Name	Project Title	Geographical Area Served	Grant Amount
Wray Lions Amphitheater	City of Wray	Construction Documents	Yuma/Rural	\$32,812

Grants Completed in Fiscal Year 2020, by County

Adams

Request Property Historic Name	Organization Legal Name	Request Project Title	Geographical Area Served	Done Date	Request Grant Amount
Brighton Subdivision	City of Brighton (Brighton Historic Preservation Commission)	Cultural Resource Survey-Phase II	Adams/Brighton	11/18/19	\$17,500

Alamosa

Request Property Historic Name	Organization Legal Name	Request Project Title	Geographical Area Served	Done Date	Request Grant Amount
Emperius Block-Amaranth	La Puente Home, Inc.	Exterior Restoration and Rehabilitation	Alamosa/Alamosa	1/8/20	\$200,000

Arapahoe

Request Property Historic Name	Organization Legal Name	Request Project Title	Geographical Area Served	Done Date	Request Grant Amount
Seventeen Mile House (Barn)	Arapahoe County	Stabilization and Preservation	Arapahoe/Centennial	12/18/19	\$200,000

Archuleta

Request Property Historic Name	Organization Legal Name	Request Project Title	Geographical Area Served	Done Date	Request Grant Amount
Pagosa Springs Waterworks Building-San Juan Historical Museum	Town of Pagosa Springs	Exterior Restoration and Roof Replacement	Archuleta/Pagosa Springs	8/13/19	\$167,937
Chimney Rock National Monument	San Juan Mountains Association	Ethnographic Research	Archuleta/Pagosa Springs	3/17/20	\$178,391

Bent

Request Property Historic Name	Organization Legal Name	Request Project Title	Geographical Area Served	Done Date	Request Grant Amount
Fort Lyon, Las Animas, Colorado, U.S. Naval Hospital-Fort Lyon Veterans Administration Medical Center-Fort Lyon Correctional Facility	Bent County	Master Plan	Bent/Fort Lyon	7/8/19	\$105,000

Boulder

Request Property Historic Name	Organization Legal Name	Request Project Title	Geographical Area Served	Done Date	Request Grant Amount
Lewis House	City of Lafayette	Historic Structure Assessment	Boulder/Lafayette	12/2/19	\$14,000
Schofield Farm-Distel Farm	Town of Erie-Parks and Recreation	Historic Structure Assessment	Boulder/Erie	3/31/20	\$30,900
Bossen Homestead-Rangeview Ranch (Hazel Schmoll Cabin)	Rocky Mountain Ecodharma Retreat Center	Construction Documents and Assessment	Boulder/Rural	2/14/20	\$14,775

Request Property Historic Name	Organization Legal Name	Request Project Title	Geographical Area Served	Done Date	Request Grant Amount
Dorje Dzong-Physicians Building-PIC Building-Boulder Shambhala Center	Vajradhatu (Shambhala USA) dba Boulder Shambhala Center	Roof Rehabilitation	Boulder/Boulder	10/14/19	\$155,983
Ward Congregational Church-Ward Community Church	Union Congregational Church of Ward	Exterior Preservation	Boulder/Ward	9/30/19	\$35,000

Chaffee

Request Property Historic Name	Organization Legal Name	Request Project Title	Geographical Area Served	Done Date	Request Grant Amount
American House Hotel	Historic St. Elmo and Chalk Creek Canyon Inc	Preservation and Stabilization	Chaffee/St. Elmo	7/2/19	\$48,777
Home Comfort Hotel-Stark Brothers Mercantile	Historic St. Elmo and Chalk Creek Canyon Inc	Stabilization	Chaffee/St. Elmo	1/7/20	\$185,379
Cash Criss Building	Historic St. Elmo and Chalk Creek Canyon Inc	Stabilization and Roof Preservation	Chaffee/St. Elmo	1/7/20	\$57,925
Chaffee County	Greater Arkansas River Nature Association-GARNA	State & National Register Nominations and Intensive Surveys	Chaffee/Countywide	10/9/19	\$32,708
St. Rose of Lima Catholic Church-Park Chapel-Buena Vista Chamber of Commerce Visitor Information Center	Town of Buena Vista	Historic Structure Assessment	Chaffee/Buena Vista	5/13/20	\$14,000
Denver & Rio Grande Western Caboose #0576	City of Salida	Historic Structure Assessment	Chaffee/Salida	8/5/19	\$4,800

Clear Creek

Request Property Historic Name	Organization Legal Name	Request Project Title	Geographical Area Served	Done Date	Request Grant Amount
Hamill House	Historic Georgetown, Inc.	Construction Documents and Interior Rehabilitation	Clear Creek/Georgetown	11/12/19	\$141,697
Star Hook & Ladder Co.-Georgetown City Hall	Town of Georgetown	Exterior Rehabilitation and Construction Documents	Clear Creek/Georgetown	7/12/19	\$25,446
Silver Plume Schoolhouse-George Rowe Museum	People for Silver Plume, Inc.	Construction Documents	Clear Creek/Silver Plume	6/18/20	\$13,660

Crowley

Request Property Historic Name	Organization Legal Name	Request Project Title	Geographical Area Served	Done Date	Request Grant Amount
Ordway Town Hall	Town of Ordway	Roof Replacement	Crowley/Ordway	6/25/20	\$30,778

Delta

Request Property Historic Name	Organization Legal Name	Request Project Title	Geographical Area Served	Done Date	Request Grant Amount
Spring Creek Canyon	Dominquez Archaeological Research Group Inc	Ute Trails of the Southern Uncompahgre Plateau	Delta/Rural	6/9/20	\$117,176

Denver

Request Property Historic Name	Organization Legal Name	Request Project Title	Geographical Area Served	Done Date	Request Grant Amount
Denver Press Club	Denver Press Club	Historic Structure Assessment	Denver/Denver	11/13/19	\$14,000
Bear Mountain (Denver Zoo)	Denver Zoological Foundation, Inc.	Historic Structure Assessment	Denver/Denver	6/18/20	\$14,852
Sherman Elementary School	Art Students League of Denver	Masonry Restoration of Site Wall	Denver/Denver	2/3/20	\$35,000
St. Luke's Episcopal Church	St Luke's Episcopal Church	Historic Structure Assessment	Denver/Denver	10/29/19	\$15,000
Church, Highlands United (Denver)-Highlands Methodist Church-Highland Methodist Church	Highlands United Methodist Church	Stained Glass Window Restoration Phase 2	Denver/Denver	6/18/20	\$91,000
PastForward 2019	National Trust for Historic Preservation in the United States	National Preservation Conference	Denver/Denver	3/18/20	\$200,000
Highland Park Presbyterian Church-Highland Christian Church-Project Wise-Explore and Discover-Highland Park (Denver)	North Highland Presbyterian Church	Exterior Preservation	Denver/Denver	5/21/20	\$121,056
Justina Ford House-Black American West Museum and Heritage Center	Black American West Museum & Heritage Center	Historic Structure Assessment	Denver/Denver	7/15/19	\$10,750
St. Cajetan's Church (Denver)	Auraria Higher Education Center	Window, Door and ADA Ramp Rehabilitation	Denver/Denver	7/19/19	\$200,000
Colorado State Capitol	Capitol Building Advisory Committee	Landscape Assessment	Denver/Denver	2/11/20	\$61,875
Charline Place-Charlene Place Apartments	Historic Denver, Inc.	Masonry and Window Assessment	Denver/Denver	9/9/19	\$11,000
Highlands United (Denver)-Highlands Methodist Church	Highlands United Methodist Church	Stained Glass Window Restoration	Denver/Denver	10/29/19	\$200,000
Plymouth Congregational Church	First Unitarian Society of Denver	Masonry Preservation	Denver/Denver	1/9/20	\$200,000
Graham-Bible House	City and County of Denver-Department of Parks and Recreation	Interior and Exterior Rehabilitation and Mechanical/Electrical Upgrades	Denver/Denver	7/2/19	\$200,000
Discover Denver	Historic Denver, Inc.	Citywide Survey	Denver/Denver	1/13/20	\$185,408

Douglas

Request Property Historic Name	Organization Legal Name	Request Project Title	Geographical Area Served	Done Date	Request Grant Amount
Bayou Gulch Site	Douglas County	Artifact Analysis and National Register Nomination	Douglas/Rural	8/8/19	\$89,684
Freedom School-Rampart College-Frontier Village Foundation-Emily Griffith Center (Falcon Wood Lodge)	Douglas County School District RE-1 dba Stone Canyon Outdoor EdVentures	Exterior Restoration and Rehabilitation	Douglas/Larkspur	2/12/20	\$158,335

Request Property Historic Name	Organization Legal Name	Request Project Title	Geographical Area Served	Done Date	Request Grant Amount
William Brian Homestead-Converse Ranch-Everett Farm-Grange Property	Douglas County	Exterior Restoration and Stabilization	Douglas/Rural	10/25/19	\$174,803

El Paso

Request Property Historic Name	Organization Legal Name	Request Project Title	Geographical Area Served	Done Date	Request Grant Amount
Black Forest Community Church-The Old Log Church	The Black Forest Community Church	Exterior Rehabilitation	El Paso/Black Forest	2/3/20	\$35,000
A and A Garage	Historic Manitou Springs, Inc. dba The Manitou Springs Heritage Center	Historic Structure Assessment	El Paso/Manitou Springs	5/7/20	\$20,000
City of Colorado Springs	City of Colorado Springs	Preservation Plan Update	El Paso/Colorado Springs	4/3/20	\$29,900
Black Forest Community Church-The Old Log Church	The Black Forest Community Church	Construction Documents	El Paso/Black Forest	7/8/19	\$16,466
Wolfe House-Harlan-Wolfe House-Harlan-Wolfe Park	Historic Preservation Alliance of Colorado Springs	Exterior Rehabilitation	El Paso/Colorado Springs	12/23/19	\$48,726

Fremont

Request Property Historic Name	Organization Legal Name	Request Project Title	Geographical Area Served	Done Date	Request Grant Amount
Arrow Tire Sales	Price Pioneer Museum dba Florence Pioneer Museum	Acquisition	Fremont/Florence	11/6/19	\$33,750
First Methodist Church-United Methodist Church (Canon City)-First United Methodist Church	First United Methodist Church	Masonry Restoration	Fremont/Canon City	11/15/19	\$12,511
Rudd House and Cabin	City of Canon City	Construction Documents	Fremont/Canon City	2/14/20	\$22,200
St. Anthony's Catholic Church (Brookside)	Town of Brookside	Roof Rehabilitation	Fremont/Brookside	3/30/20	\$35,000

Garfield

Request Property Historic Name	Organization Legal Name	Request Project Title	Geographical Area Served	Done Date	Request Grant Amount
Town of Carbondale	Town of Carbondale	Cultural Resource Survey	Garfield/Carbondale	6/4/20	\$18,064
Rifle Masonic Lodge #129	Ancient Free & Accepted Masons of Colorado Rifle Masonic Lodge #129	Historic Structure Assessment	Garfield/Rifle	9/16/19	\$15,000

Grand

Request Property Historic Name	Organization Legal Name	Request Project Title	Geographical Area Served	Done Date	Request Grant Amount
Smith Cottages-Smith-Eslick Cottage Court	Grand Lake Area Historical Society	Interpretive Signage	Grand/Grand Lake	11/19/19	\$12,034

Gunnison

Request Property Historic Name	Organization Legal Name	Request Project Title	Geographical Area Served	Done Date	Request Grant Amount
Ohio City Town Hall	Gunnison County, dba Gunnison Board County Commissioners	Interior and Exterior Rehabilitation	Gunnison/ Ohio City	9/4/19	\$97,427
Mountaineer Site	Western State Colorado University	Archaeological Field School	Gunnison/ Gunnison	8/21/19	\$88,653

Hinsdale

Request Property Historic Name	Organization Legal Name	Request Project Title	Geographical Area Served	Done Date	Request Grant Amount
Hinsdale County Museum	Hinsdale County Historical Society	Artifact Retrieval and Storage	Hinsdale/ Lake City	11/12/19	\$9,992
Hinsdale County Museum	Hinsdale County Historical Society	Sandbag Demobilization	Hinsdale/ Lake City	11/12/19	\$6,000

Huerfano

Request Property Historic Name	Organization Legal Name	Request Project Title	Geographical Area Served	Done Date	Request Grant Amount
Spur Movie Theater	Two Peaks Fitness Inc	Acquisition	Huerfano/ La Veta	3/30/20	\$35,000
Huerfano County Courthouse and Jail	Colorado Preservation, Inc.	Masonry Restoration	Huerfano/ Walsenburg	2/12/20	\$200,000
Roof and Dick Building– Ben Franklin Store	Museum Of Friends	Elevator Installation, Foundation and Masonry Restoration	Huerfano/ Walsenburg	2/12/20	\$199,667

Jefferson

Request Property Historic Name	Organization Legal Name	Request Project Title	Geographical Area Served	Done Date	Request Grant Amount
Morse Neighborhood	City of Lakewood	Survey Plan	Jefferson/ Lakewood	6/24/20	\$15,000

La Plata

Request Property Historic Name	Organization Legal Name	Request Project Title	Geographical Area Served	Done Date	Request Grant Amount
Animas City School-Animas Museum-La Plata County Historical Society	La Plata County Historical Society	Historic Structure Assessment	La Plata/ Durango	12/16/19	\$15,000
Old Fort Lewis Campus (Faculty House #15)	Fort Lewis College	Historic Structure Assessment	La Plata/ Hesperus	1/13/20	\$8,568

Lake

Request Property Historic Name	Organization Legal Name	Request Project Title	Geographical Area Served	Done Date	Request Grant Amount
Breene Block	City of Leadville	Historic Structure Assessment	Lake/Leadville	6/25/20	\$5,946
Leadville Federal Building- Leadville Post Office	City of Leadville	Historic Structure Assessment	Lake/Leadville	6/25/20	\$14,403

Request Property Historic Name	Organization Legal Name	Request Project Title	Geographical Area Served	Done Date	Request Grant Amount
I.O.O.F. Hall	Independent Order of Odd Fellows	Historic Structure Assessment	Lake/Leadville	10/17/19	\$14,000

Larimer

Request Property Historic Name	Organization Legal Name	Request Project Title	Geographical Area Served	Done Date	Request Grant Amount
Buckeye School–Buckeye Community Building	Buckeye Community Club	Exterior Rehabilitation and Electrical Upgrade	Larimer/Wellington	12/3/19	\$7,095
Loveland Elks Lodge #1051	Benevolent and Protective Order of the Elks of the USA Loveland #1051	Exterior Rehabilitation	Larimer/Loveland	4/9/20	\$200,000
Loveland Farmers Milling & Elevator Co-Big Thompson Mill & Elevator Co-Loveland Milling & Elevator Co-Loveland Flour Mills-Loveland Feed & Grain Co	Artspace Projects, Inc.	Exterior Rehabilitation	Larimer/Loveland	6/29/20	\$200,000

Las Animas

Request Property Historic Name	Organization Legal Name	Request Project Title	Geographical Area Served	Done Date	Request Grant Amount
Trinity Church (Trinidad)-Holy Trinity Catholic Church	Trinidad Area Catholic Community dba Holy Trinity Parish	Roof and Drainage System Rehabilitation	Las Animas/Trinidad	6/9/20	\$200,000

Lincoln

Request Property Historic Name	Organization Legal Name	Request Project Title	Geographical Area Served	Done Date	Request Grant Amount
Lincoln Theatre-Cactus Theatre	Your Community Foundation	Historic Structure Assessment	Lincoln/Limon	10/19/19	\$15,000

Mesa

Request Property Historic Name	Organization Legal Name	Request Project Title	Geographical Area Served	Done Date	Request Grant Amount
Collbran Auditorium–Collbran Theatre	Town of Collbran	Historic Structure Assessment	Mesa/Collbran	10/24/19	\$10,000
Grand Junction Water Treatment Plant, Water Tower and Outbuilding	City of Grand Junction	Historic Structure Assessment	Mesa/Grand Junction	2/20/20	\$15,000
Uncompahgre Complex	Dominquez Archaeological Research Group Inc	Reassessment	Mesa/Grand Junction	2/21/20	\$48,750

Mineral

Request Property Historic Name	Organization Legal Name	Request Project Title	Geographical Area Served	Done Date	Request Grant Amount
Wagon Wheel Gap-Fluorspar Mine/Mill-4UR Ranch	Colorado Preservation, Inc.	National Register District Nomination	Mineral/Rural	12/16/19	\$11,507

Moffat

Request Property Historic Name	Organization Legal Name	Request Project Title	Geographical Area Served	Done Date	Request Grant Amount
Bromide Charcoal Kilns-Bromide Mill Site-Greystone Kilns/Coke Ovens	County of Moffat dba Museum of Northwest Colorado	Construction Documents	Moffat/Rural	8/5/19	\$16,704

Montezuma

Request Property Historic Name	Organization Legal Name	Request Project Title	Geographical Area Served	Done Date	Request Grant Amount
Mancos Times Tribune Building	Mancos Common Press Inc	Interior and Exterior Restoration and Rehabilitation	Montezuma/Mancos	11/6/19	\$82,295
Calkins School	Housing Authority of the County of Montezuma	Window and Door Rehabilitation	Montezuma/Cortez	11/8/19	\$190,042
E. R. Lamb & Co. Mercantile-C.U. Cortez Center	Cortez Center, Inc dba Cortez Cultural Center	Historic Structure Assessment	Montezuma/Cortez	4/22/20	\$10,000
Mancos Opera House-Checkerboard Hall	Mancos Valley Arts Council dba Mancos Creative District	Roof and Gutter Rehabilitation	Montezuma/Mancos	6/29/20	\$32,409

Montrose

Request Property Historic Name	Organization Legal Name	Request Project Title	Geographical Area Served	Done Date	Request Grant Amount
Montrose County Jail	City of Montrose	Construction Documents	Montrose/Montrose	4/3/20	\$34,862
Denver and Rio Grande Depot-Montrose Railroad Depot-Montrose County Museum	City of Montrose	Roof Replacement	Montrose/Montrose	6/29/20	\$200,000

Otero

Request Property Historic Name	Organization Legal Name	Request Project Title	Geographical Area Served	Done Date	Request Grant Amount
Plaza Block Building-Plaza Block	Southeast Colorado Creative Partnership	Stabilization	Otero/La Junta	2/14/20	\$200,000

Ouray

Request Property Historic Name	Organization Legal Name	Request Project Title	Geographical Area Served	Done Date	Request Grant Amount
St. Joseph's Hospital-Miners Hospital-Ouray County Museum-Raab/Sly Cabin	Ouray County Historical Society, Inc.	Interior and Exterior Rehabilitation and Construction Documents	Ouray/Ouray	6/5/20	\$198,090

Park

Request Property Historic Name	Organization Legal Name	Request Project Title	Geographical Area Served	Done Date	Request Grant Amount
North London Mill and Mine (Field Office)	North London Mill Preservation Inc	Construction Documents and Stabilization	Park/Alma	10/14/19	\$35,000

Phillips

Request Property Historic Name	Organization Legal Name	Request Project Title	Geographical Area Served	Done Date	Request Grant Amount
Phillips County Courthouse	Phillips County	Roof Preservation	Phillips/Holyoke	5/11/20	\$17,350

Pitkin

Request Property Historic Name	Organization Legal Name	Request Project Title	Geographical Area Served	Done Date	Request Grant Amount
Redstone Castle-Osgood Castle-Cleveholm Manor	Redstone Historical Society	Masonry Preservation	Pitkin/Redstone	3/23/20	\$198,000

Prowers

Request Property Historic Name	Organization Legal Name	Request Project Title	Geographical Area Served	Done Date	Request Grant Amount
Camp Amache-Granada Relocation Center-Amache (Recreation Building—Block 11F)	Colorado Preservation, Inc.	Construction Documents, Footing Restoration and Mothballing	Prowers/Rural	11/1/19	\$50,447

Regional

Request Property Historic Name	Organization Legal Name	Request Project Title	Geographical Area Served	Done Date	Request Grant Amount
Andy Reinert House-Pleasant Hill School Bus Tragedy Monument-Charles Maxwell Hospital-Colorado National Guard Armory (Holly)-Commemorative Merry-Go-Round (Holly)-Pleasant Hill School District No. 17 Burial Plot (Holly)	Kiowa County Historic Preservation Commission	Intensive Survey	Regional	3/6/20	\$10,457

Routt

Request Property Historic Name	Organization Legal Name	Request Project Title	Geographical Area Served	Done Date	Request Grant Amount
Hayden Depot-Moffat Railroad Depot-Hayden Heritage Center	Hayden Heritage Center	Roof Rehabilitation	Routt/Hayden	11/15/19	\$25,970
Dawson Carpenter Ranch-Carpenter Ranch-Dawson Ranch (Main House)	The Nature Conservancy	Construction Documents	Routt/Hayden	6/18/20	\$21,038

San Juan

Request Property Historic Name	Organization Legal Name	Request Project Title	Geographical Area Served	Done Date	Request Grant Amount
Silverton Town Hall (1883)	San Juan County Historical Society, Inc.	Historic Structure Assessment	San Juan/Silverton	9/19/19	\$8,300
Carnegie Library	Town of Silverton	Construction Documents	San Juan/Silverton	6/5/20	\$35,000

Statewide

Request Property Historic Name	Organization Legal Name	Request Project Title	Geographical Area Served	Done Date	Request Grant Amount
Colorado Experience: Season VI	Rocky Mountain Public Broadcasting Network Inc dba Rocky Mountain PBS	Broadcast Production	Statewide	6/18/20	\$160,000
Various	Colorado Preservation, Inc.	Conference: Saving Places 2019	Statewide	8/1/19	\$132,902
Various	Colorado Preservation, Inc.	Colorado's Most Endangered Places Program	Statewide	6/18/20	\$82,135
Various	State of Colorado-Department of Local Affairs	Colorado Main Street Program	Statewide	7/26/19	\$200,000
Various	History Colorado, the Colorado Historical Society	Certified Local Government Sub-Grant Match and Model Preservation Ordinance	Statewide	9/17/19	\$62,000
Various	Conservation Legacy	Education Program: 2017-2018 Colorado Preserve America Youth Summit	Statewide	8/21/19	\$162,000
Various	Colorado Historical Foundation Revolving Loan Fund	Historic Preservation Revolving Loan Fund	Statewide	4/6/20	\$3,000,000
Various	Colorado Preservation, Inc.	Endangered Places Program	Statewide	10/15/19	\$87,354

Teller

Request Property Historic Name	Organization Legal Name	Request Project Title	Geographical Area Served	Done Date	Request Grant Amount
Cripple Creek District Museum-Midland Terminal Depot	Cripple Creek District Museum	Exterior Restoration	Teller/Cripple Creek	6/24/20	\$19,165

Weld

Request Property Historic Name	Organization Legal Name	Request Project Title	Geographical Area Served	Done Date	Request Grant Amount
Erie Methodist Episcopal Church-Erie United Methodist Church	Erie United Methodist Church	Roof Replacement	Weld/Erie	8/21/19	\$13,163
P.O.W. Pillars of Camp 202	Historic Greeley, Inc.	Stone Pillar Restoration	Weld/Rural	12/20/19	\$3,500



State Historical Fund | History Colorado Center
1200 Broadway | Denver, Colorado 80203
hc_shf@state.co.us | 303-866-2825
<https://www.historycolorado.org/state-historical-fund>

CREATE *the* FUTURE.
HONOR *the* PAST.





April 6, 2021

Kristen Blessman
Colorado Limited Gaming Control Commission
1707 Cole Blvd, Suite 350
Lakewood, CO 80401

Dear Chair Blessman and Members of the Commission,

As part of the Commission's annual tax hearings, the Colorado Community College System (CCCS) typically presents in-person or virtually on impacts related to any changes to the gaming tax rates. Unfortunately, a scheduling conflict does not allow us to be present at the Commission meeting today and we apologize, but CCCS would like to submit the following statement into the record for consideration:

The Community College System serves 125,000 students annually at 13 colleges located across the State of Colorado. We educate 1/3 of all resident undergraduates attending Colorado public higher education institutions and nearly half of all minority undergraduates. 93% of our students are Colorado residents. Our colleges award annually 24,000 certificates and degrees and transfer 11,000 students to four-year colleges and universities. Nearly 35,000 high school students enroll in undergraduate courses through concurrent enrollment programs with our colleges each year and CCCS provides industry training to over 4,000 workers annually.

In FY 2020-21, the colleges in our system received \$9.97 million in limited gaming tax proceeds, nearly all of which will be used to support direct classroom instruction through college faculty and instructor salaries. This represents 160 full-time instructors who teach 14,800 students annually. Amendment 50 tax revenues make a significant difference and have a powerful impact in our ability to serve the students of Colorado, especially during the current fiscal year where pandemic-related state budget cuts and enrollment declines were significant—particularly at open access institutions like ours that serve a high proportion of low-income and first generation students. The Colorado Community College System is very appreciative of the Amendment 50 allocations it receives from limited gaming tax proceeds. We are putting those proceeds to work for the benefit of students and the State of Colorado.

We know that the last year has been among the most challenging times for the gaming industry since its inception in Colorado, with significant financial and personal disruptions. As Colorado and the nation emerges from a public health emergency not seen in generations, we are hopeful that casino operations can continue to increase capacity in the near future and return to customer demand levels seen pre-pandemic. However, until there is a better understanding of any long-term, structural impacts of the pandemic on the gaming industry, we would support maintaining the current gaming tax rate structure and not making any changes.



COLORADO

COMMUNITY COLLEGE SYSTEM

Thank you for the opportunity to provide input during the Commission's annual tax hearing. We are very appreciative of the work you do on behalf of the State of Colorado in balancing the needs of industry and the impacts to gaming tax recipients.

Sincerely,

Mark Superka
Vice Chancellor for Finance and Administration
Colorado Community College System

**COLORADO DEPARTMENT OF PUBLIC SAFETY
SUMMARY
FY 2021-22 BUDGET REQUEST**

DIVISION	ACTUAL FY 2019		ACTUAL FY 2020		APPROVED FY 2021		REQUEST FY 2022	
	TOTAL FUNDS	FTE	TOTAL FUNDS	FTE	TOTAL FUNDS	FTE	TOTAL FUNDS	FTE
COLORADO STATE PATROL	3,155,130	21.2	3,415,107	21.4	3,604,969	22.0	3,720,556	21.6
DIVISION OF FIRE PREVENTION AND CONTROL	199,073	1.5	209,754	1.6	210,937	1.5	218,017	1.5
COLORADO BUREAU OF INVESTIGATION	1,045,357	6.7	1,038,715	6.4	1,142,434	7.0	1,201,395	7.0
TOTAL	4,399,560	29.4	4,663,576	29.4	4,958,340	30.5	5,139,968	30.1

This page was intentionally left blank.

Colorado Department of Public Safety
COLORADO STATE PATROL
BUDGET NARRATIVE:
FISCAL YEAR 2021-22

PROGRAM TITLE: State Patrol Traffic Enforcement in Gaming Areas
Division: Colorado State Patrol
Division Director: Chief Matthew Packard

STATUTORY REFERENCE: 44-30-203, C.R.S.
44-30-601, C.R.S.

PROGRAM DESCRIPTION:

The Colorado State Patrol (CSP) provides traffic enforcement in the two gaming areas in Gilpin and Teller counties. These activities include all the normal patrolling activities of regular troopers, but activities are on highways and roads that are specifically located in these two gaming locations.

To ensure transparency between the amount requested of the Gaming Commission and the approved Long Bill, the FY 2021-22 CSP budget request includes two additional columns that show the FY 2020-21 amount approved by the Gaming Commission, the continuation amount requested for FY 2021-22, as well as the gaming budget approved (Long Bill) by the Joint Budget Committee (JBC) for the corresponding years. While fiscally appropriate, the requested amounts differ from—and in most instances are less than—the continuation appropriation in the Long Bill approved by the General Assembly.

For the budget request year of 2021-22, the CSP is seeking continuation budget with increases based on new JBC approved common policy levels for salary survey, and Vehicle Lease Payments, along with decreases for Workers' Compensation, Payments to OIT, Risk Management, and CORE Operations. Additionally, a new line was added to account for the PERA Direct Distribution mandated in S.B. 18-200.

CHANGES TO EXISTING BUDGETS:

Budget Line	FY 2021 Base	FY 2022 Request	Change
Personal Services	\$2,287,797	\$2,264,267	(\$23,531)
Personal Services Common Policy	\$492,356	\$583,423	\$91,066
Operating Expenses	\$249,321	\$249,321	\$0
Indirect Cost Assessment	\$331,787	\$457,628	\$125,841
Vehicle Lease Payments	\$111,707	\$157,000	\$45,293
Utilities	\$1,717	\$1,717	\$0
Leased Space	\$7,200	\$7,200	\$0
Operating Common Policy	\$123,083	\$0	(\$123,083)
Total	\$3,604,969	\$3,720,556	\$115,586

Explanations:

Personal Services: The Personal Services line reflects a continuation of the trooper and civilian salaries currently assigned to the unit plus common policy increases.

The Computer Aided Dispatch (CAD) allows the CSP to track every call-for-service into any dispatch center and assign it to a specific user agency. With CAD, the Patrol is able to assign every call-for-service to a particular police department, county sheriff, or program within the Patrol. The Patrol uses the last three years of actual data to set the rates for FY 2021-22. The scheduled rate for Gaming dispatch services decreases from \$74,113 in FY 2020-21 to \$52,521 for FY 2021-22. Dispatch Services decreased based on the three-year average of calls for service for the Gaming areas relative to the calls for service of CSP's other customers. The difference between the \$52,521 requested for dispatch services and the \$34,502 on the Communication Program line of the request is accounted for in the personal services common policy lines listed under the Executive Director's Office section.

Personal Services Common Policy: This line represents the costs commonly referred to as POTS, including: AED, SAED, HLD, STD, Salary Survey, Merit Pay, and Shift Differential. New for FY 2019-20, it also includes PERA Direct Distribution as mandated by SB18-200. These amounts are appropriated by the legislature to the Executive Director's Office as "from various sources of reappropriated funds". The Joint Budget Committee has tentatively approved a 3% Salary Survey increase for all state employees. The Health, Life, and Dental amount increases in FY 2021-22 based on the elections of the Troopers currently assigned to the Gaming areas.

Operating: The operating budget is a continuation of the budget approved in FY 2020-21 and aligns with the amount appropriated in the Long Bill. Utilities are now shown in their own line, as it is in the long bill. They were included in Operating Expenses prior to FY 2019-20.

Indirect Costs: Indirect cost rate of 16.4 percent is an increase for FY 2021-22. However, Operating Common Policy to include Payments to OIT, Worker's Compensation, Risk Management, and CORE Operations will now be included in Indirect Costs. Indirect costs will increase by \$125,841, but Operating Common Policy will decrease by 123,083, resulting in a net increase of \$2,758.

Vehicle Lease Costs: This budget increases by \$45,293 for FY 2021-22 due to a Common Policy adjustment. The Vehicle Lease Payments are based on State Fleet Management projections. These rates fluctuate from year to year based on the age and mileage of the vehicles assigned to the Gaming Troops.

Utilities: This is the amount appropriated in the CSP's long bill.

Leased Space: The leased space budget is a continuation of the budget approved in FY 2020-21.

Operating Common Policy: Charges for Payments to OIT, Worker's Compensation, Risk Management, and CORE Operations are itemized and direct billed to align with the Long Bill. These amounts are appropriated by the legislature to the Executive Director's Office as "from various sources of reappropriated funds". Charges for communication services are included in the Payments to OIT budget. Communications Service charges from the Division of Telecommunications for direct charges made for mobile radios assigned to Gaming vehicles. Operating Common Policy to include Payments to OIT, Worker's Compensation, Risk Management, and CORE Operations will now be included in Indirect Cost allocation. Indirect costs will increase by \$125,841, but Operating common policy will decrease by 123,083, resulting in a net overall increase of \$2,758.

**COLORADO STATE PATROL
LIMITED GAMING BUDGET
FY 2022 BUDGET REQUEST**

	<u>ACTUAL FY 2019</u>	<u>FTE</u>	<u>ACTUAL FY 2020</u>	<u>FTE</u>
PERSONAL SERVICES				
UNIFORMED STAFF				
Sergeants A4A5XX	279,649	2.6	225,487	2.0
Trooper III A4A4XX	207,694	2.2	214,327	2.2
Trooper A4A3TX	1,213,035	14.7	1,344,256	15.8
Salary Subtotal	<u>1,700,379</u>	<u>19.5</u>	<u>1,784,070</u>	<u>20.0</u>
PERA	213,248		228,372	
AED/SAED	166,011		174,330	
Medicare	24,562		25,605	
Uniform Allowance	23,349		23,800	
Sick/Annual Leave Payout	3,462		0	
<i>Uniformed Subtotal</i>	<u>2,131,010</u>	<u>19.5</u>	<u>2,236,177</u>	<u>20.0</u>
CIVILIAN STAFF				
Admin Asst. II	42,174	0.9	39,403	0.9
Salary Subtotal	<u>42,174</u>	<u>0.9</u>	<u>39,403</u>	<u>0.9</u>
PERA	4,171		3,932	
AED/SAED	4,110		3,785	
Medicare	596		549	
<i>Civilian Subtotal</i>	<u>51,051</u>	<u>0.9</u>	<u>47,669</u>	<u>0.9</u>
Dispatch Services	45,800	0.8	31,867	0.5
PERA	5,059		3,409	
AED/SAED	4,984		3,285	
Medicare	723		476	
<i>Dispatch Services Subtotal*</i>	<u>56,566</u>	<u>0.8</u>	<u>39,038</u>	<u>0.5</u> *
Total Personal Services Lines	2,238,628	21.2	2,322,884	21.4
Overtime	25,257		24,652	
Common Policy Requests				
Health Life and Dental	214,557		253,592	
Short Term Disability	2,689		2,724	
Shift Differential	3,994		2,372	
PS Common Policy Total	221,240		258,689	
Total Personal Services	2,485,125	21.2	2,606,225	21.4

*Dispatch Services costs are based on the fee schedule for FY 2020. This is an estimate of the FTE that would equate to Gaming's Fee Collections.

**COLORADO STATE PATROL
LIMITED GAMING BUDGET
FY 2022 BUDGET REQUEST**

		<u>ACTUAL</u> <u>FY 2019</u>	<u>FTE</u>	<u>ACTUAL</u> <u>FY 2020</u>	<u>FTE</u>
OPERATING COSTS					
OBJECT	DESCRIPTION				
2110	Water & Sewer Services	1,063		1,027	
2160	Custodial/Cleaning/Waste Disposal Services	529		254	
2210	Other Maintenance	700			
2220	Bldg Maint & Repair Svcs	2,327		3,482	
2230	Equipment Repair/Service	0		960	
2231	IT Maintenance	0		475	
2252	State Fleet Variable Charges	106,553		107,072	
2253	Rental of Equipment			172	
2310	Purchased Construction Services	0		1,875	
2630	Div of Telecommunications	1,093		1,385	
2631	Commercial Telecommunications	10,005		11,698	
2680	Printing/Reproduction	541		592	
2710	Purchased Medical Services	6,125		235	
2810	Freight	33		245	
2820	Other Purchased Services	140		911	
3110	Police Supplies	42,045		62,423	
3112	Automotive Supplies	0		1,067	
3113	Clothing & Uniforms	2,193		1,572	
3121	Office Supplies	7,693		4,422	
3123	Postage	1,410		340	
3126	Repair & Maintenance Supplies	129		4,379	
3128	Noncapitalized Equipment	12,570		5,550	
3132	Noncapitalizable Furniture	3,492			
3140	Noncapitalized IT-PCs	670		88	
3940	Electricity	677		897	
3970	Natural Gas	713		581	
4180	Official Functions	0		25	
4220	Registration Fees	0		500	
6211	Information Technology - Direct Purchase	0		11,961	
6222	Office Furniture and Systems - Direct Purchase	0		6,559	
6280	Other Capital Equipment - Direct Purchase	0		10,790	
	TOTAL	200,701		241,535	
TRAVEL					
2510	<i>In-State Travel</i>	0		1,528	
2513	<i>IN-STATE PERS VEHICLE REIMBSMT</i>	82		237	
	TOTAL OPERATING COSTS	200,783		243,300	

**COLORADO STATE PATROL
LIMITED GAMING BUDGET
FY 2022 BUDGET REQUEST**

	<u>ACTUAL FY 2019</u>	<u>FTE</u>	<u>ACTUAL FY 2020</u>	<u>FTE</u>
AUTO LEASE COSTS				
2251 State Fleet Lease Payments	91,009		102,250	
2255 Leased Space	7,200		7,200	
COMMON POLICY				
Payments to OIT	99,459		75,715	
Risk Management & Property Funds	15,495		8,548	
CORE Operations	4,959			
Total Common Policy	119,913		84,263	
INDIRECT COSTS	251,101		371,869	
LIMITED GAMING TOTAL	3,155,130	21.2	3,415,107	21.4

Long Bill, Line Items	Total Request		Total Continuation		Year to Year FY22	
	Approved FY 2020-21		Request FY 2021-22		Request to FY21	
<u>Division</u>	Total Funds	FTE	Total Funds	FTE	Variance	% Change
(2) Colorado State Patrol						
Sergeants, Technicians, and Troopers (include PERA, Medicare, & Uniform)	2,146,199	20.0	2,146,199	20.0	(0)	0.0%
Civilians (include PERA & Medicare)	60,689	1.0	58,303	1.0	(2,386)	-3.9%
Communications Program (include PERA & Medicare)	55,647	1.0	34,502	0.6	(21,145)	-38.0%
Operating Expenses	249,321		249,321		0	0.0%
Indirect Cost Assessment (12% for FY21, 16.4% for FY22)	331,787		457,628		125,841	37.9%
Overtime	25,262		25,262		0	0.0%
Vehicle Lease Payments	111,707		157,000		45,293	40.5%
Utilities	1,717		1,717		0	0.0%
Central Appropriations (Related to Gaming)						
(1) Executive Director's Office, (A) Administration						
S.B. 04-257 Amortization Equalization Disbursement	100,780		100,074		(706)	-0.7%
S.B. 06-235 Supplemental Amortization Equalization Disbursement	100,780		100,074		(706)	-0.7%
Health, Life and Dental	230,083		281,379		51,296	22.3%
Short Term Disability	3,830		3,402		(428)	-11.2%
PERA Direct Distribution (SB18-200)	48,702		32,017		(16,685)	-34.3%
Salary Survey (3% ATB*)	-		58,295		58,295	100.0%
Merit Pay (if applicable)	-		-		0	0.0%
Shift Differential	8,182		8,182		0	0.0%
Leased Space	7,200		7,200		0	0.0%
Payments to OIT	66,231		-		(66,231)	-100.0%
Workers' Compensation	43,153		-		(43,153)	-100.0%
Payment to Risk Management and Property Funds	8,243		-		(8,243)	-100.0%
CORE Operations	5,456		-		(5,456)	-100.0%
Total	3,604,969	22.0	3,720,556	21.6	115,587	3.2%

Long Bill (LB) S.B. 21-205, Line Items	Total Continuation Request LB H.B. 20- 1360 FY 2020-21		Total Continuation Request LB S.B.		Year to Year FY22 Long Bill to FY21 Long Bill	
<u>Division</u>	Total Funds	FTE	Total Funds	FTE	Variance	% Change
(2) Colorado State Patrol						
Sergeants, Technicians, and Troopers (include PERA, Medicare, & Uniform)	2,295,851	20.0	2,295,851	20.0	0.00	0.0%
Civilians (include PERA & Medicare)	77,967	1.0	77,967	1.0	0.00	0.0%
Communications Program (include PERA & Medicare)	58,049	1.0	34,502	1.0	(23,546.59)	-40.6%
Operating Expenses	249,321		249,321		0.00	0.0%
Indirect Cost Assessment (12% for FY21, 16.4% for FY22)	379,529		457,628		78,098.69	20.6%
Overtime	25,262		25,262		0.00	0.0%
Vehicle Lease Payments	111,707		157,000		45,293.00	40.5%
Utilities	1,717		1,717		0.00	0.0%
Central Appropriations (Related to Gaming)						
(1) Executive Director's Office, (A) Administration						
S.B. 04-257 Amortization Equalization Disbursement	139,710		100,074		(39,636.01)	-28.4%
S.B. 06-235 Supplemental Amortization Equalization Disbursement	139,710		100,074		(39,636.01)	-28.4%
Health, Life and Dental	230,083		281,379		51,296.31	22.3%
Short Term Disability	5,309		3,402		(1,906.46)	-35.9%
PERA Direct Distribution (SB18-200)	48,702		32,017		(16,685.00)	-34.3%
Salary Survey (3% ATB*)	-		58,295		58,295.25	100.0%
Shift Differential	8,182		8,182		0.00	0.0%
Leased Space	7,200		7,200		0.00	0.0%
Payments to OIT	66,231		-		(66,231.00)	-100.0%
Workers' Compensation	43,153		-		(43,153.00)	-100.0%
Payment to Risk Management and Property Funds	8,243		-		(8,243.00)	-100.0%
CORE Operations	5,456		-		(5,456.00)	-100.0%
Total	3,901,381	22.0	3,889,871	22.0	(11,510)	-0.3%

This page was intentionally left blank.

Colorado Department of Public Safety
Division of Fire Prevention and Control (DFPC)

Fiscal Year 2021-22 Budget Narrative

PROGRAM TITLE: Fire Safety in Limited Gaming Establishments
Division: Division of Fire Prevention and Control
Division Director: Mike Morgan

STATUTORY REFERENCE:

Section 44-30-515 (1)(a), C.R.S., states:

"The building in which limited gaming will be conducted and the areas where limited gaming will occur shall meet safety standards and conditions for the protection of life and property as determined by the local fire official and the local building official. In making the determinations, the codes adopted by the director of the division of fire prevention and control (DFPC) within the department of public safety (Department) pursuant to section 24-33.5-1203.5 constitute the minimum safety standards for limited gaming structures; except that, in connection with structures licensed for limited gaming and operating on or before July 1, 2011, any newly adopted building codes shall not be applied retroactively to structures that were newly constructed or remodeled to accommodate licensed limited gaming."

Section 44-30-515 (2), C.R.S., states:

"A certificate of compliance shall be issued to an applicant for a premises license by the local fire and building officials, and approved by the division of fire prevention and control. A copy of the local inspection report shall be filed with the state division of fire prevention and control. Once the division has deemed that the minimum requirements for fire prevention and control have been met, the division shall approve the certificate of compliance within five working days from receipt of the inspection report. If not acted upon within five days, the certificate of compliance shall be considered approved. The certificate shall be current and valid and shall cover the entire building where limited gaming is conducted."

Section 44-30-515 (4), C.R.S., states:

"The division of fire prevention and control and the state historical society shall provide technical assistance to the local building officials, the local fire officials, the local historical preservation commissions, and the commission upon request."

PROGRAM DESCRIPTION:

This program was created on June 4, 1991 as a result of enactment of the Colorado Limited Gaming Act (Senate Bill 91-149). The purpose of this program is to establish minimum standards for fire and life safety in limited gaming establishments and to provide technical assistance to local building and fire officials in the gaming communities of Central City, Black Hawk, and Cripple Creek.

This program provides oversight of local enforcement of the minimum standards for fire and life safety in limited gaming establishments; conducts reviews of building construction, fire suppression systems, fire

detection and fire alarm system plans; conducts fire and life safety inspections of buildings containing limited gaming establishments and maintenance inspections of fire suppression, fire detection and fire alarm system installations. This program also approves Certificates of Compliance with fire and life safety requirements before the establishment can obtain a license from the Colorado Limited Gaming Commission to operate as a limited gaming establishment.

GOAL STATEMENT:

To establish and enforce minimum standards of fire and life safety in Colorado's limited gaming establishments in order to reduce the risk of fire, fire related injuries, deaths and property loss in these facilities.

OBJECTIVES:

1. FY 2022. To review inspection reports submitted by local fire jurisdictions within 48-hours of receipt, 90% of the time, and within 72-hours, 100% of the time.
2. FY 2022. To take action on the certificate of compliance within 72-hours following the review of a local jurisdiction's inspection report or DFPC inspection, 75% of the time, and within five business days, 100% of the time.
3. FY 2022. To notify the Commission within 24-hours of any revocation or denial of a certificate of compliance.
4. FY 2022. When requested by the local fire jurisdiction, to conduct the inspection of the subject property within 2-weeks.
5. FY 2022. When requested by the local fire jurisdiction, to provide initial plan review comments within 8-weeks of complete plan review submittal by the subject property.
6. FY 2022. To meet quarterly, either in-person or by phone, with representatives of each local fire jurisdiction to obtain information pertaining to inspections and plan reviews conducted by the local jurisdiction and to solicit any need for DFPC assistance.

WORKLOAD MEASURES:

Workload Measure		Actual 2019	Actual 2020	Estimate 2021	Estimate 2022
Number of Existing Gaming Establishments Inspected	Target	32	32	32	32
	DFPC	16	11	18	18
	Local AHJ ¹	4	6	15	15
Number of Plan Reviews Conducted for Gaming Establishments	DFPC	1	0	1	1
	Local AHJ	0 ²	0 ²		
Existing Gaming Establishments with outstanding deficiencies	Target	0	0	0	0
	Actual	0	9		
Number of Fire Safety Deficiencies Cited Upon Inspection	Target	200	200	200	200
	Actual	213	79		
Number (Percent) of Fire Safety Deficiencies Corrected Upon Re-inspection	Target	95%	95%	95%	95%
	Actual	49%	68%		
Number of Advanced Technical Support Activities	Target	10	10	10	10
	Actual	2	7		

¹ Local AHJ - Local Authority Having Jurisdiction.

² Not currently tracked by local partners.

CHANGES FROM PRIOR YEAR BUDGET:

To ensure transparency between the amount requested of the Gaming Commission and the approved Long Bill, the FY 2021-22 DFPC budget request includes two additional columns that show the FY 2020-21 amount approved by the Gaming Commission, the continuation amount requested for FY 2021-22, as well as the gaming budget approved (Long Bill) by the Joint Budget Committee (JBC) for the corresponding years. While fiscally appropriate, the requested amounts differ from—and in most instances are less than—the continuation appropriation in the Long Bill approved by the General Assembly.

The DFPC request includes \$218,017 total funds and 1.5 FTE for FY 2021-22, which is an increase of \$7,467 from the FY 2020-21 Commission award, or 3.5 percent. The following paragraphs provide a summary of changes from the prior year award.

Personal Services: The Department requests \$166,786 total funds and 1.5 FTE for FY 2021-22. The increase of \$572 is the result of lower participating employee pay, decreases to various personal services costs calculated on those base salaries, an assumption of a 3.0% salary survey increase, and an assumption that personal services benefits will be the same as the previous year actual cost.

Operating Expenses: The Department requests \$17,500 total funds for FY 2021-22, a continuation request from FY 2020-21.

Other Expenses: The Department requests \$33,731 total funds for FY 2021-22. The increase of \$6,895 is associated with changes to various common policy / centrally appropriated line items and indirect cost assessment.

This page was intentionally left blank.

**COLORADO DEPARTMENT OF PUBLIC SAFETY
DIVISION OF FIRE PREVENTION AND CONTROL
LIMITED GAMING PROGRAM
FY 2021-22 BUDGET REQUEST**

Item	Actual FY19 Total		Actual FY20 Total	
	Funds	FTE	Funds	FTE
Personal Services				
Management Group	6,081	0.1	23,436	0.3
Compliance Specialist Group	69,094	1.0	38,778	0.5
Inspector Group	32,992	0.5	57,821	0.9
Salary Subtotal	108,168	1.5	120,035	1.6
PERA	10,115		11,865	
Other Retirement Plans	1,802		1,114	
Medicare	1,704		1,815	
S.B. 04-257 Amortization Equalization Disbursement	5,870		6,277	
S.B. 06-235 Supplemental Amortization Equalization Disbursement	5,870		6,277	
Short Term Disability	166		173	
Health, Life and Dental	14,032		16,118	
Annual/Sick Leave Payout	11,934		-	
Cellco Partnership	-		731	
Total Personal Services	159,660	1.5	164,406	1.6
Central Appropriations				
PERA Direct Distribution*	-		-	
Payments to OIT	1,066		2,286	
CORE Operations	59			
Vehicle Lease Payments	4,992		2,312	
Indirect Cost Assessment	16,285		23,569	
Total Central Appropriations	22,403	-	28,167	-

**COLORADO DEPARTMENT OF PUBLIC SAFETY
DIVISION OF FIRE PREVENTION AND CONTROL
LIMITED GAMING PROGRAM
FY 2021-22 BUDGET REQUEST**

Item	Actual FY19 Total		Actual FY20 Total	
	Funds	FTE	Funds	FTE
Operating				
1960 Personal Services - Information Technolo	-		150	
2231 Information Technology Maintenance	300		681	
2240 Motor Vehicle Maintenance	-		355	
2250 Miscellaneous Rentals	402		108	
2252 Rental/Motor Pool Mile Charge	7,716		2,125	
2630 Communication Charges - Office of Infor	-		-	
2631 Communication Charges - External	1,606		-	
2680 Printing and Reproduction Services	108		58	
2681 Photocopy Reimbursement	-		-	
2820 Purchased Services	28		200	
3110 Supplies and Materials	1,680		5,986	
3113 Clothing and Uniform Allowance	-		675	
3121 Office Supplies	200		488	
3128 Noncapitalizable Equipment	1,164		-	
3132 Noncapitalizable Furniture and Office Sys	694		-	
3140 Noncapitalizable Information Technology	-		2,158	
4170 Miscellaneous Fees And Fines	31		32	
4180 Official Functions	-		1,371	
4220 Registration Fees	-		150	
Subtotal	13,928		14,537	
Travel				
2510 In-State Travel	2,062		2,645	
2530 Out-of-State Travel	1,020		-	
Subtotal	3,082		2,645	
Total Operating and Travel	17,010		17,182	
Limited Gaming Total	199,073	1.5	209,754	1.6

Long Bill (LB) S.B. 21-205, Line Items	Approved		Requested		Year to Year	
	FY21 Total	FTE	FY22 Total	FTE	FY22 Request to	FY21 Approved
	Funds		Funds			
(3) Division of Fire Prevention and Control						
Personal Services (includes PERA & Medicare)	138,087	1.5	134,860	1.5	(3,227)	-2.3%
Operating Expenses	17,500		17,500		-	0.0%
Indirect Cost Assessment (14.4% FY20; 12% FY21; 16.4% FY22)	19,946		27,353		7,407	37.1%
<i>Central Appropriations</i>						
(1) Executive Director's Office, (A)						
<u>Administration</u>						
Salary Survey (0% FY21; 2.5% FY22)	-		3,601		3,601	0.0%
Merit Pay (if applicable)	-		-		-	0.0%
S.B. 04-257 Amortization Equalization Disbursement	6,309		6,002		(307)	-4.9%
S.B. 06-235 Supplemental Amortization Equalization Disbursement	6,309		6,002		(307)	-4.9%
Short Term Disability	240		204		(36)	-15.0%
Health, Life and Dental	15,269		16,118		849	5.6%
PERA Direct Distribution	-		1,556		1,556	0.0%
Payments to OIT	1,555		-		(1,555)	-100.0%
Workers' Compensation	31		-		(31)	-100.0%
Payment to Risk Management and Property Funds	101		-		(101)	-100.0%
CORE Operations	67		-		(67)	-100.0%
Vehicle Lease Payments	5,136		4,822		(314)	-6.1%
Total	210,550	1.5	218,017	1.5	7,467	3.5%

Long Bill (LB) S.B. 21-205, Line Items	Approved		Requested		Year to Year	
	FY21 Total	FTE	FY22 Total	FTE	FY22 Request to	FY21 Approved
	Funds		Funds			
<u>(3) Division of Fire Prevention and Control</u>						
Personal Services (includes PERA & Medicare)	141,544	1.5	141,544	1.5	-	0.0%
Operating Expenses	17,500		17,500		-	0.0%
Indirect Cost Assessment (14.4% FY20; 12% FY21; 16.4% FY22)	21,388		30,137		8,749	40.9%
<i>Central Appropriations</i>						
<u>(1) Executive Director's Office, (A)</u>						
<u>Administration</u>						
Salary Survey (0% FY21; 2.5% FY22)	4,246		3,601		(645)	-15.2%
S.B. 04-257 Amortization Equalization Disbursement	6,363		6,363		-	0.0%
S.B. 06-235 Supplemental Amortization Equalization Disbursement	6,363		6,363		-	0.0%
Short Term Disability	242		242		-	0.0%
Health, Life and Dental	15,269		15,269		-	0.0%
PERA Direct Distribution	387		387		-	0.0%
Payments to OIT	1,555		1,555		-	0.0%
Workers' Compensation	31		31		-	0.0%
Payment to Risk Management and Property Funds	101		101		-	0.0%
CORE Operations	67		67		-	0.0%
Vehicle Lease Payments	5,136		5,136		-	0.0%
Total	220,192	1.5	228,296	1.5	8,104	3.7%

**Colorado Department of Public Safety
Colorado Bureau of Investigation
Organized Crime/Gaming Unit
FY 2021-22 Budget Request**

STATUTORY AUTHORITY

The Colorado Bureau of Investigation (CBI) submits this FY 2021-22 budget request to the Colorado Limited Gaming Control Commission (Commission). There are two enabling statutes authorizing the relationship between the CBI and the Commission.

44-30-301, C.R.S. Colorado Limited Gaming Control Commission - Creation.

(1) Membership and operation of the commission shall additionally meet the following requirements:

(c) To enter into agreements with the Colorado Bureau of Investigation ... for the conduct of investigation, identification, or registration, or any combination thereof, of licensed operators and employees in licensed premises or in premises containing licensed premises in accordance with the provisions of this article, which conduct shall include, but not be limited to, performing background investigations and criminal records checks on an applicant applying for licensure pursuant to the provisions of this article and investigating violations of any provision of this article or of any rule or regulation promulgated by the commission...

44-30-830, C.R.S. Authority, Duties, and Powers - Department of Public Safety (Department).

(2) The Colorado Bureau of Investigation shall have authority for the following:

(a) Conduct criminal investigations and law enforcement oversight relating to violations of the "Colorado Organized Crime Control Act" article 17 of title 18, C.R.S., as these violations are reported by law enforcement officials, the Gaming Commission, the Governor, or as discovered by the Colorado Bureau of Investigation.

(b) In cooperation with local law enforcement officials and the Commission, the Colorado Bureau of Investigation shall develop and collect information with regard to organized crime in an effort to identify criminal elements or enterprises which might infiltrate and influence limited gaming and report such information to appropriate law enforcement organizations and the Limited Gaming Commission.

(c) Prepare reports concerning any activities in, or movements into, this state of organized crime for use by the Commission or the Governor in their efforts to prevent and thwart criminal elements or enterprises from infiltrating or influencing limited gaming as defined in this article.

(d) Inspect or examine, during normal business hours, premises, equipment, books, records, or other written material maintained at gaming establishments as required by this article, in the course of performing the activities of the Colorado Bureau of Investigation as set forth in this section.

(5) The Director of the Colorado Bureau of Investigation shall employ such personnel as may be necessary to carry out the duties and responsibilities set forth in this article. The Commission shall authorize payment to the Colorado Bureau of Investigation for the cost involved. Costs for activities relating to limited gaming shall be paid from the Limited Gaming Fund pursuant to pre-established contracts or formal agreements, or both, including contracts or formal agreements

on specific activities the department of public safety will complete for the commission and conditions for payment, the manner in which the Commission and the Department of Public Safety will review budgets and project resource needs in the future, and the level of cooperation established between the division, the Colorado Bureau of Investigation for conducting background investigations, and the Colorado State Patrol for contracted services.

FUNCTION DESCRIPTION: ORGANIZED CRIME/GAMING UNIT

The CBI Organized Crime/Gaming (OC/Gaming) Unit will conduct criminal investigations and provide law enforcement oversight relating to violations of the Colorado Organized Crime Control Act, as reported by law enforcement officials, the Gaming Commission, the Governor, or as discovered by the CBI itself. As mandated by statute, the Unit will investigate organized criminal groups involved in activities which may impact limited gaming, and develop intelligence information with regard to organized crime groups “*which might infiltrate and influence limited gaming*” – the former being the highest investigative priority. The Unit will continue to develop and foster cooperative relationships with the appropriate federal, local and state agencies, and in particular the Division of Gaming. The Unit will report on its investigative activities to the Gaming Commission and respond to the requests and guidance of the Gaming Commission.

Category	FY 2020-21	FY 2021-22
Tips/Tasks (Requests for Assistance)	107	64
Arrests	30	22
Investigative Reports Completed	242	168
Division of Gaming background checks completed	200	284

*Note: FY 2020-21 figures are current as of February 29, 2020. The categories listed above are based on the most recent inter-government agreement.

The OC/Gaming Unit will continue to work larger scale, organized crime cases, which have a direct impact to gaming revenues by diverting funds away from legalized gambling and by identifying those who launder money in casinos. The OC/Gaming Unit will also focus on arresting fugitives who have active warrants in Gilpin and Teller Counties. The OC/Gaming Unit will continue to assist local law enforcement agencies (gaming communities) with investigative support, and work closely with the Colorado Division of Gaming on issues that impact both agencies.

Budget Assumptions and Calculations

To ensure transparency between the amount requested of the Gaming Commission and the approved Long Bill, the FY 2021-22 CBI budget request includes two additional columns that show the FY 2020-21 amount approved by the Gaming Commission, the continuation amount requested for FY 2021-22, as well as the gaming budget approved (Long Bill) by the Joint Budget Committee (JBC) for the corresponding years. While fiscally appropriate, the requested amounts differ from—and in most instances are less than—the continuation appropriation in the Long Bill approved by the General Assembly.

PERSONAL SERVICES

The CBI hereby requests \$748,721 for Personal Services in FY 2021-22 which includes benefit-related expenses such as PERA and Medicare. The FY 2021-22 PERA contribution rate is 13.60 percent for criminal investigators and 10.95 percent for civilian personnel. The Medicare contribution rate of 1.45 percent of salary is unchanged for FY 2021-22. The amounts for health, life and dental insurance (HLD) include a statewide 10 percent increase as determined by the Colorado Department of Personnel and Administration. Also included within Centrally Appropriated costs is a 3.0 percent salary survey (COLA) increase.

As part of the total FY 2021-22 personal services request, it includes a continuation request of the annual leave and sick leave payouts of \$32,583. While predicting which staff member(s) would retire or resign is challenging, and for the purposes of estimating an amount, the CBI assumes that 1.0 FTE will retire with higher than normal leave balances and 1.0 FTE will resign with lower than normal annual leave balance.

OPERATING

The CBI requests an operating expense budget of \$105,449 for FY 2021-22, which is unchanged from FY 2020-21.

VEHICLE LEASE

The allocation for vehicle lease payments is \$14,322 in FY 2021-22 and is determined by a Common Policy adjustment as determined by State Fleet Management, Colorado Department of Personnel and Administration.

CAPITOL COMPLEX LEASED SPACE

The cost for leased space in state owned property is calculated using \$17.82 per square foot for 1,956 square feet, or \$34,856 for FY 2021-22.

INDIRECT COSTS

The Department assesses an indirect cost rate on cash funded Personal Services line items. The approved rate for FY 2021-22 is 12.0 percent.

MOBILE RADIOS

State law requires agencies using radio communication to pay directly to the Governor's Office of Information Technology, Division of Telecommunications. This budget line is shown in the Department of Public Safety's Long Bill as "Payments to OIT."

This page was intentionally left blank.

**COLORADO BUREAU OF INVESTIGATION
LIMITED GAMING PROGRAM
FY 2022 BUDGET REQUEST**

ITEM	ACTUAL FY 19		ACTUAL FY 20	
	TOTAL FUNDS	FTE	TOTAL FUNDS	FTE
PERSONAL SERVICES				
Criminal Investigator III	131,784	1.1	104,868	1.0
Criminal Investigator II	330,321	3.7	339,985	3.5
Analyst III	61,178	1.0	40,886	0.9
Administrative Assistant III	49,499	1.0	52,992	1.0
SALARY SUBTOTAL	572,782	6.7	538,732	6.4
PERA	69,606		43,461	
Medicare	8,287		7,531	
Amortization Equalization Disbursement	28,554		26,044	
Supplemental Amort. Equ. Disbursement	28,554		26,044	
Annual/Sick Leave Payouts	0		-3,676	
Overtime	11,602		10,186	
Health/Life/Dental	61,533		84,381	
Short term Disability	858		795	
Other Retirement Plans	833		22,215	
PERSONAL SERVICES TOTAL	782,608	6.7	755,714	6.4

**COLORADO BUREAU OF INVESTIGATION
LIMITED GAMING PROGRAM
FY 2022 BUDGET REQUEST**

ITEM	ACTUAL FY 19	FTE	ACTUAL FY 20
	TOTAL FUNDS		TOTAL FUNDS FTE
OPERATING			
2160-Waste Disposal Services	86		0
2220/2230- Building/Equip Maint	140		0
2231-ADP Equip Maint	510		0
2250-Miscellaneous Rentals	200		1,592
2252-Mtr Veh Maint	5,823		8,584
2253-Equip Rental	3,075		0
2259-Parking	48		63
2630-Div of Telecomm	5,035		5,411
2631-Comm Outside	6,968		7,759
2680-Printing	229		45
2810-Freight	26		35
2820-Other Purchased Services	342		1,950
3110-Agent Supplies	31,338		46,139
3120-Subscription	2,508		2,517
3121-Office Supplies	3,989		885
3123-Postage	22		81
3128 Noncap Equip	22		2,160
3132-NonCapitalized Furniture	2,049		0
3140 NonCapitalized IT - PCs	14,785		7,517
3145- Software subscriptions	0		2,320
3950-Gasoline	25		0
4100-Other Exp	314		400
4111-Other Exp	335		288
4140-Dues	3,460		1,890
4180-Official Function	193		66
4220-Registration	4,598		6,531
6211- IT Capital Purchase	0		120
OPERATING SUBTOTAL	86,120		96,351

**COLORADO BUREAU OF INVESTIGATION
LIMITED GAMING PROGRAM
FY 2022 BUDGET REQUEST**

ITEM	ACTUAL FY 19		ACTUAL FY 20	
	TOTAL FUNDS	FTE	TOTAL FUNDS	FTE
TRAVEL				
2510-Instate Travel	2,435		949	
2530-Outstate Travel	2,739		0	
2531-OS Common Carrier Fares	367		0	
TRAVEL SUBTOTAL	5,541		949	
OPERATING EXPENSES TOTAL	91,661		97,300	
Vehicle lease cost	13,939		12,483	
Capitol Complex Space, 690 Kipling	36,049		32,313	
Indirect cost	79,826		108,823	
Payments to OIT	36,368		26,126	
Risk Management and Property Funds	4,906		5,955	
LIMITED GAMING TOTAL	1,045,357	6.7	1,038,715	6.4

Long Bill (LB) Line Items	Total Request Approved FY 2020-21		Total Request FY 2021-22		Year to Year FY21 Request to FY20 Approved	
<u>Division</u>	Total Funds	FTE	Total Funds	FTE	Variance	% Change
<u>(5) Colorado Bureau of Investigation</u>						
(C) Laboratory and Investigative Services, Personal Services (includes PERA & Medicare)	748,721	7.0	748,721	7.0	-	0.0%
(C) Laboratory and Investigative Services, Operating Expenses	105,449		105,449		-	0.0%
(A) Administration, Indirect Cost Assessment (12.0% for FY21)	86,070		86,007		(63)	-0.1%
(A) Administration, Vehicle Lease Payments	14,322		14,322		-	0.0%
Central Appropriations (Related to Gaming)						
<u>(1) Executive Director's Office, (A) Administration</u>						
S.B. 04-257 Amortization Equalization Disbursement	28,063		28,380		317	1.1%
S.B. 06-235 Supplemental Amortization Equalization Disbursement	28,063		28,380		317	1.1%
Health, Life and Dental (statewide 10% increase for FY21)	69,929		84,381		14,452	20.7%
Short Term Disability	954		964		10	1.0%
PERA Direct Distribution	9,698		9,115		(583)	-6.0%
Salary Survey (3.0% ATB*)	16,838		22,462		5,624	33.4%
Merit Pay (if applicable)	-		-		0	0.0%
Capitol Complex Leased Space (\$17.82/sq ft @ 1,956 sq ft)	34,856		34,856		0	0.0%
Payments to OIT	22,796		26,126		3,330	14.6%
Workers' Compensation	3,985		3,985		0	0.0%
Payment to Risk Management and Property Funds	3,463		5,955		2,492	72.0%

Long Bill (LB) Line Items	Total Approved FY 2020-21		Total Continuation FY 2021-22		Year to Year FY22 Long Bill to FY21 Long Bill	
(C) Laboratory and Investigative Services, Personal Services (includes PERA & Medicare)	717,253	7.0	748,721	7.0	31,468	4.4%
(C) Laboratory and Investigative Services, Operating Expenses	105,449		105,449		-	0.0%
(A) Administration, Indirect Cost Assessment (12.0% for FY21)	86,070		86,007		(63)	-0.1%
(A) Administration, Vehicle Lease Payments	14,322		14,322		-	0.0%
Central Appropriations (Related to Gaming)						
<u>(1) Executive Director's Office, (A) Administration</u>						
S.B. 04-257 Amortization Equalization Disbursement	28,063		28,380		317	1.1%
S.B. 06-235 Supplemental Amortization Equalization Disbursement	28,063		28,380		317	1.1%
Health, Life and Dental (statewide 10% increase for FY21)	69,929		84,381		14,452	20.7%
Short Term Disability	954		964		10	1.0%
PERA Direct Distribution	9,698		9,115		(583)	-6.0%
Salary Survey (3.0% ATB*)	16,838		22,462		5,624	33.4%
Capitol Complex Leased Space (\$17.82/sq ft @ 1,956 sq ft)	34,856		34,856		0	0.0%
Payments to OIT	22,796		26,126		3,330	14.6%
Workers' Compensation	3,985		3,985		0	0.0%
Payment to Risk Management and Property Funds	3,463		5,955		2,492	72.0%
CORE Operations	2,292		2,292		0	0.0%
Total	1,144,031	7.0	1,201,395	7.0	57,364	5.0%



Colorado State Patrol Gaming Area Annual Report 2020



Executive Summary

Since 1935, the Colorado State Patrol has focused on preserving life and protecting property within our communities. Our collective success in meeting public safety needs within the state is a result of the organization's approach to providing dedicated and professional law enforcement services. While member empowerment, visibility, and community engagement may be individually identifiable, the combined effect of these three principles in saving lives and protecting Colorado will be the ultimate measure in achieving the vision of the Colorado State Patrol.

In partnership with the Colorado Gaming Commission and the Division of Gaming, the Colorado State Patrol has made significant progress in traffic and public safety in the Gilpin and Teller County gaming areas during the past decade.

In 2020, the Colorado State Patrol experienced one less fatal crash in the gaming areas while there was an increase in fatal crashes across the state as a whole. Teller County had three fatalities, the same as 2019, and Gilpin County experienced three fatalities compared to four in 2019. All crashes decreased in both gaming areas, to include lane violation crashes, which was one of the top crash causal factors for the gaming troops.

As the gaming teams begin 2021, troopers continue to utilize an intelligence-led policing model that focuses on combining data analysis and law enforcement experience to develop targeted strategies for the allocation of resources. Using this data-driven approach, members can generate tactics and targeted enforcement plans based on the analysis of available information. This information can provide insight into critical areas that may affect the achievement of traffic safety goals.

Consistent with our strategic plan, we analyzed our results, identified areas for improvement, and determined tactics to increase impact in these areas. Upon analysis, the Patrol has made modifications to operations in both gaming areas to reduce crashes and increase trooper activity.

Gaming Area Uniformed FTE Status

Number of FTE	FY17 Actual	FY18 Actual	FY19 Actual	FY20 Actual	FY21 Actual
Gilpin County	10	10	10	10	10
Cripple Creek	10	10	10	10	10

Totals include gaming sergeants, corporals, and troopers and do not include civilian support staff or dispatch personnel.

Budget Narrative

**Colorado Department of Public Safety
COLORADO STATE PATROL
BUDGET NARRATIVE:
FISCAL YEAR 2021-22**

PROGRAM TITLE: State Patrol Traffic Enforcement in Gaming Areas
Division: Colorado State Patrol
Division Director: Chief Matthew Packard

STATUTORY REFERENCE: 44-30-203, C.R.S.
44-30-601, C.R.S.

PROGRAM DESCRIPTION:

The Colorado State Patrol (CSP) provides traffic enforcement in the two gaming areas in Gilpin and Teller counties. These activities include all the normal patrolling activities of regular troopers, but activities are on highways and roads that are specifically located in these two gaming locations.

To ensure transparency between the amount requested of the Gaming Commission and the approved Long Bill, the FY 2021-22 CSP budget request includes two additional columns that show the FY 2020-21 amount approved by the Gaming Commission, the continuation amount requested for FY 2021-22, as well as the gaming budget approved (Long Bill) by the Joint Budget Committee (JBC) for the corresponding years. While fiscally appropriate, the requested amounts differ from—and in most instances are less than—the continuation appropriation in the Long Bill approved by the General Assembly.

For the budget request year of 2021-22, the CSP is seeking continuation budget with increases based on new JBC approved common policy levels for salary survey, and Vehicle Lease Payments, along with decreases for Workers' Compensation, Payments to OIT, Risk Management, and CORE Operations. Additionally, a new line was added to account for the PERA Direct Distribution mandated in S.B. 18-200.

CHANGES TO EXISTING BUDGETS:

Budget Line	FY 2021 Base	FY 2022 Request	Change
Personal Services	\$2,287,797	\$2,264,267	(\$23,531)
Personal Services Common Policy	\$492,356	\$583,423	\$91,066
Operating Expenses	\$249,321	\$249,321	\$0
Indirect Cost Assessment	\$331,787	\$457,628	\$125,841
Vehicle Lease Payments	\$111,707	\$157,000	\$45,293
Utilities	\$1,717	\$1,717	\$0
Leased Space	\$7,200	\$7,200	\$0
Operating Common Policy	\$123,083	\$0	(\$123,083)
Total	\$3,604,969	\$3,720,556	\$115,586

Explanations:

Personal Services: The Personal Services line reflects a continuation of the trooper and civilian salaries currently assigned to the unit plus common policy increases.

The Computer Aided Dispatch (CAD) allows the CSP to track every call-for-service into any dispatch center and assign it to a specific user agency. With CAD, the Patrol is able to assign every call-for-service to a particular police department, county sheriff, or program within the Patrol. The Patrol uses the last three years of actual data to set the rates for FY 2021-22. The scheduled rate for Gaming dispatch services decreases from \$74,113 in FY 2020-21 to \$52,521 for FY 2021-22. Dispatch Services decreased based on the three-year average of calls for service for the Gaming areas relative to the calls for service of CSP's other customers. The difference between the \$52,521 requested for dispatch services and the \$34,502 on the Communication Program line of the request is accounted for in the personal services common policy lines listed under the Executive Director's Office section.

Personal Services Common Policy: This line represents the costs commonly referred to as POTS, including: AED, SAED, HLD, STD, Salary Survey, Merit Pay, and Shift Differential. New for FY 2019-20, it also includes PERA Direct Distribution as mandated by SB18-200. These amounts are appropriated by the legislature to the Executive Director's Office as "from various sources of reappropriated funds". The Joint Budget Committee has tentatively approved a 3% Salary Survey increase for all state employees. The Health, Life, and Dental amount increases in FY 2021-22 based on the elections of the Troopers currently assigned to the Gaming areas.

Operating: The operating budget is a continuation of the budget approved in FY 2020-21 and aligns with the amount appropriated in the Long Bill. Utilities are now shown in their own line, as it is in the long bill. They were included in Operating Expenses prior to FY 2019-20.

Indirect Costs: Indirect cost rate of 16.4 percent is an increase for FY 2021-22. However, Operating Common Policy to include Payments to OIT, Worker's Compensation, Risk Management, and CORE Operations will now be included in Indirect Costs. Indirect costs will increase by \$125,841, but Operating Common Policy will decrease by 123,083, resulting in a net increase of \$2,758.

Vehicle Lease Costs: This budget increases by \$45,293 for FY 2021-22 due to a Common Policy adjustment. The Vehicle Lease Payments are based on State Fleet Management projections. These rates fluctuate from year to year based on the age and mileage of the vehicles assigned to the Gaming Troops.

Utilities: This is the amount appropriated in the CSP's long bill.

Leased Space: The leased space budget is a continuation of the budget approved in FY 2020-21.

Operating Common Policy: Charges for Payments to OIT, Worker's Compensation, Risk Management, and CORE Operations are itemized and direct billed to align with the Long Bill. These amounts are appropriated by the legislature to the Executive Director's Office as "from various sources of reappropriated funds". Charges for communication services are included in the Payments to OIT budget. Communications Services charges from the Division of Telecommunications for direct charges made for mobile radios assigned to Gaming vehicles. Operating Common Policy to include Payments to OIT, Worker's Compensation, Risk Management, and CORE Operations will now be included in Indirect Costs. Indirect costs will increase by \$125,841, but Operating Common Policy will decrease by 123,083, resulting in a net increase of \$2,758.

Overall Activity and Data for All Gaming Areas

The Colorado State Patrol's interagency agreement with the Colorado Limited Gaming Commission requires the annual evaluation of progress made towards specific performance measures. The following information illustrates a year-over-year comparison of the efforts towards goal accomplishment and highlights trooper enforcement activity. For this document, the percent change column in data tables compares the year-over-year increase or decrease in activity from 2019 to 2020 totals.

The following tables represent activity for each of the gaming troops.

Gaming Area Crash Data by County

The following table illustrates the number of crashes compared to the number of vehicle miles traveled within the gaming areas over the past five years. The ratio is determined using the number of crashes per one million vehicle miles traveled (VMT).

Performance Measure: The Colorado State Patrol will lead the efforts in reducing the total number of crashes as compared to the number of vehicle miles traveled within the gaming areas.

- By 2024, the Gilpin County Limited Gaming area will reduce the total crash ratio from 1.99 to 1.79 when compared to one million vehicle miles traveled.
- By 2024, the Teller County Limited Gaming area will reduce the total crash ratio from 1.25 to 1.13 when compared to one million vehicle miles traveled.

Since 2020 VMT is still being finalized, the 2019 ratio for Gilpin County was 2.25 while the Teller County ratio was 1.31. Meaning there were 2.25 crashes per one million vehicle miles traveled in Gilpin County and similarly, 1.31 crashes per one million vehicle miles traveled in Teller County. This increase is due to the increase in crashes within the gaming areas in 2019. We are seeing a similar trend in 2020, despite the decrease in vehicle miles traveled due to the stay at home order because of the COVID-19 pandemic, more people were killed statewide in traffic crashes.

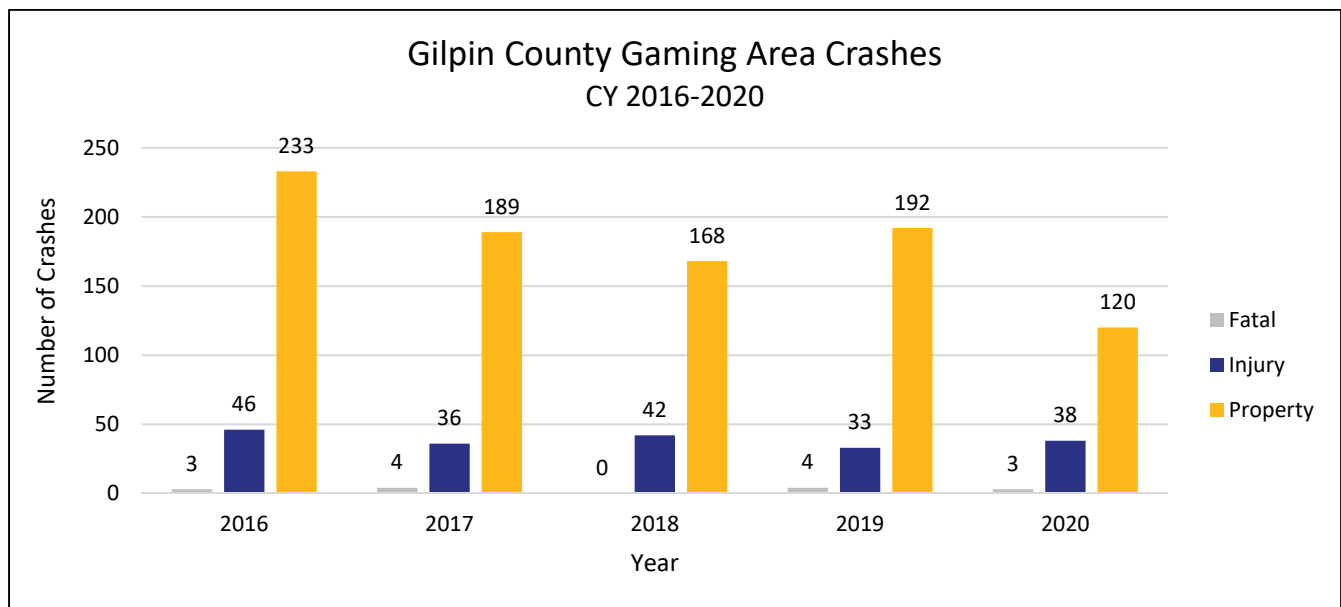
Gaming Area Crashes and Annual Vehicles Miles Traveled (AVMT) ¹²						
	2016	2017	2018	2019	2020	% Change (2019-2020)
Gilpin County Gaming Area Total Crashes	282	229	210	229	161	-29.69%
Gilpin County AVMT Ratio	2.55	2.25	1.98	2.25	Pending	Pending
Teller County Gaming Area Total Crashes	294	325	311	324	313	-3.40%
Teller County AVMT Ratio	1.21	1.33	1.25	1.31	Pending	Pending

¹ AVMT retrieved from CDOT OTIS at <https://dtdapps.coloradodot.info/otis>. The AVMT was calculated by multiplying the DVMT by either 365 or 366 (on leap years) at the following traffic count stations: CO 67 102897, 102898, 102899, 000307, 203826, 102901, 102903, 102904, 102905, 102906, and 102894, US 24 100815, 100816, 100817, 100818, 100819, 000228, 100822, 100836, 000229, 100839, and 100842, US 6 203805, 100322, 100323, and 100324, CO 46 102190, 102191, and 102193, CO 72 103282 and 103283, and CO 119 203843, 000311, 104327, 104328, and 000312.

² Ratios for each county equal county crash count / county AVMT * 1,000,000.

Gilpin County Traffic Crash Data

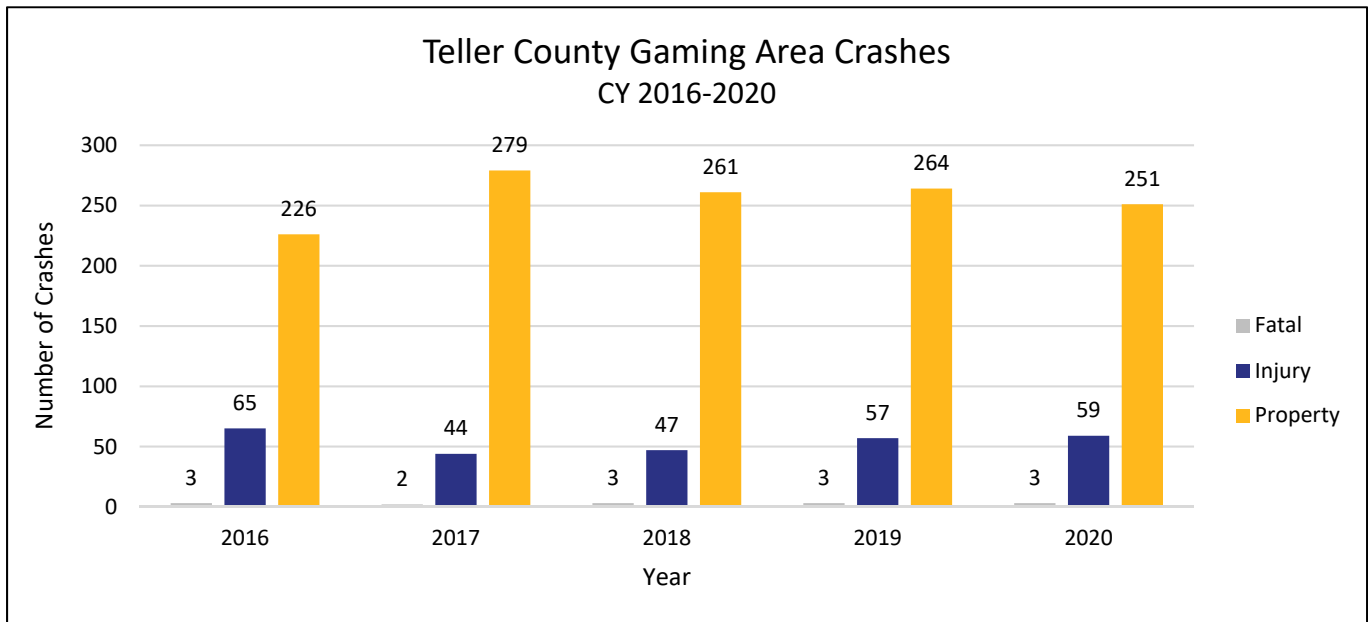
Gilpin County Gaming Area (Troop 1E) Crashes by Crash Type and Year						
Crash Type	2016	2017	2018	2019	2020	% Change (2019-2020)
Fatal	3	4	0	4	3	-25.00%
Injury	46	36	42	33	38	15.15%
Property ³	233	189	168	192	120	-37.50%
Total	282	229	210	229	161	-29.69%



³ In response to the COVID-19 outbreak, the Colorado State Patrol (CSP) was placed on statewide accident alert effective March 26, 2020 at 0001 which was lifted on April 27, 2020 at 0001. During that time CSP did not respond to traffic crashes when no injuries occurred, when there was no suspected impairment, and when all parties had current insurance.

Teller County Traffic Crash Data

Teller County Gaming Area Crashes (Troop 2E) by Crash Type and Year						
Crash Type	2016	2017	2018	2019	2020	% Change (2019-2020)
Fatal	3	2	3	3	3	0.00%
Injury	65	44	47	57	59	3.51%
Property ⁴	226	279	261	264	251	-4.92%
Total	294	325	311	324	313	-3.40%



⁴ In response to the COVID-19 outbreak, the Colorado State Patrol (CSP) was placed on statewide accident alert effective March 26, 2020 at 0001 which was lifted on April 27, 2020 at 0001. During that time CSP did not respond to traffic crashes when no injuries occurred, when there was no suspected impairment, and when all parties had current insurance.

Gaming Area Vehicle Miles Traveled by Year and County

Daily vehicle miles traveled are averaged from Colorado Department of Transportation (CDOT) traffic counts on state and interstate highways throughout Colorado during the year, and are broken out by types of vehicles with an average total. CDOT uses traffic counts from the same roadways to maintain consistency over multiple years. These totals do not include any county road traffic in either Gilpin or Teller Counties. Daily annual vehicle miles traveled are calculated from this total. The below chart provides historical data for the gaming areas.

Gilpin County has realized a slight decrease overtime, while Teller County been fairly consistent year over year for the last four years.

On System AVMT by Year and County ⁵		
Year	Gilpin County	Teller County
2019	57,661,970	150,551,550
2018	57,145,495	148,328,700
2017	56,389,471	148,462,327
2016	58,018,174	149,535,046
2015	54,786,610	143,644,473
2014	54,872,859	148,239,750
2013	54,802,823	145,020,596
2012	54,943,334	146,189,806
2011	54,834,388	145,214,849
2010	57,198,785	145,748,844
2009	59,448,422	142,717,409
2008	55,292,030	143,360,751
2007	57,429,940	150,081,299
2006	60,730,233	150,213,414
2005	61,618,351	133,985,770
2004	68,121,823	133,492,424
2003	67,826,411	141,378,380
2002	67,050,273	141,359,333
2001	65,777,445	144,522,935
2000	63,873,906	141,996,340

The charts below provide the VMT for the primary highways leading in and out of the gaming areas in both Gilpin and Teller Counties.

Gilpin Gaming Area on System AVMT ⁶ by Roadway and Year						
Roadway	Actual 2016	Actual 2017	Actual 2018	Actual 2019	Projected 2024	% Change (2019-2024)
H6	51,691,461	44,550,842	47,933,844	43,379,520	44,483,989	2.55%
H46	3,624,278	3,774,246	3,171,339	3,193,020	3,427,047	7.33%
H72	4,119,696	4,421,574	4,421,574	4,559,288	4,861,260	6.62%
H119	51,192,091	49,202,949	50,424,093	50,666,563	54,398,998	7.37%
Total	110,627,526	101,949,610	105,950,850	101,798,391	107,171,294	5.28%

⁵ AVMT retrieved from CDOT OTIS at <https://dtdapps.coloradodot.info/otis>. The AVMT was calculated by multiplying the DVMT by either 365 or 366 (on leap years).

⁶ Rounded to nearest whole number. Current and historical data retrieved from CDOT OTIS at <https://dtdapps.coloradodot.info/staticdata/Downloads/TrafficDataBase/> and projected data retrieved from CDOT OTIS at <https://dtdapps.coloradodot.info/otis>.

Teller Gaming Area on System AVMT ⁷ by Roadway and Year						
Roadway	Actual 2016	Actual 2017	Actual 2018	Actual 2019	Projected 2024	% Change (2019-2024)
H67	45,031,615	45,408,482	45,769,850	45,731,113	47,721,851	4.35%
H24	198,010,172	198,122,657	203,034,207	201,986,620	213,307,382	5.60%
Total	243,041,788	243,531,139	248,804,057	247,717,733	261,029,233	5.37%

Gaming Area Crash Data by Causal Factor

Utilizing an intelligence-led policing model, which focuses on combining data analysis and law enforcement experience to develop targeted strategies for resource allocation, can have a significant impact on the reduction of fatal and injury crashes. Using this data-driven approach, members can generate tactics and targeted enforcement plans based on the analysis of available information to enforce the activity that causes the most crashes in a specific area. This information can provide insight into critical areas that may affect the achievement of traffic safety goals.

The Colorado State Patrol set a goal to achieve a ratio of activity to crash causal factor.

Performance Measure: The Colorado State Patrol will focus enforcement activity on those driving behaviors that cause the most crashes.

- CSP will have a 1:1 ratio between the top four causal factors and enforcement contacts for those violations. The top four enforceable causal factors include; lane violations, speeding, impaired driving, and inattentive driving. Both gaming areas will work towards ensuring the percentage of enforcement activity is representative of the percentage of the top four causal factors causing the most crashes.

Gilpin County Gaming Area Crashes and Enforcement Activity for CY 2020				
Crash Causal Factor/Enforcement Activity	Total	% of all crashes	% of all proactive traffic stops	Ratio ⁸
1. Impaired Driving Crashes (D00/01)	15	9.32%	2.06%	1:0.22
Proactive DUI Arrests ⁹	56			
2. Lane Violations Crashes (M07)	29	18.01%	10.26%	1:0.57
Proactive Traffic Stops Initiated for the Probable Cause of Weaving/Lane Usage ¹⁰	279			
3. Inattentive to Driving Crashes (M12)	11	6.83%	2.24%	1:0.33
Proactive traffic stops initiated for the probable cause of an improper, reckless, or careless driving violation ¹¹	61			
4. Exceeded Speed Crashes (M02/03)	57	35.40%	52.72%	1:1.49
Proactive Traffic Stops Initiated for the Probable Cause of Speeding ¹²	1,434			

⁷ Rounded to nearest whole number. Current and historical data retrieved from CDOT OTIS at <https://dtdapps.coloradodot.info/staticdata/Downloads/TrafficDataBase/> and projected data retrieved from CDOT OTIS at <https://dtdapps.coloradodot.info/otis>.

⁸ The ratio is defined as ((Crash count of ACFs of interest/total crash count): (Proactive traffic stop or action/total proactive traffic stops)).

⁹ Proactive DUI/D arrests are based on arrest type in the CSP RDW equal to 'M' or 'F' for occupants unique on driver's license number with traffic stop unique on date, time, location road, and location mile point round where a violation with at least one of the following common codes were cited: 753, 754, 755, 765, 785, 800, 801, 802, 806, 807, 808, 809, 810, 812, 813, 814, 815, 820, or 821 (excludes patrol codes A & B, and PC Codes VH2 & ACC).

¹⁰ Proactive traffic stops initiated for the probable cause of weaving/lane usage (excludes patrol codes A & B) is unique on date time, location road, and location mile point round when at least one of the following PC Codes were used: 204, 221, 223, 224, 225, 300, or 773

¹¹ Proactive traffic stops initiated for the probable cause of an improper, reckless, or careless driving violation (excludes patrol codes A & B) is unique on date time, location road, and location mile point round when at least one of the following PC Codes were used: 110, 137, 138, 139, 140, 141, 142, 143, 144, 146, 147, 149, 150, 152, 153, 154, 165, 166, 227, 771, 772, 774, 904, 952, 961, 995, 997, or MKC.

¹² Proactive traffic stops initiated for the probable cause of speeding (excludes patrol codes A & B) is unique on date time, location road, and location mile point round when at least one of the following PC Codes were used: 004, 005, 006, 007, 009, 015, 016, 019, 020, 769, or 770.

Teller County Gaming Area Crashes and Enforcement Activity for CY 2020

Crash Causal Factor/Enforcement Activity	Total	% of all crashes	% of all proactive traffic stops	Ratio ¹
1. Impaired Driving Crashes (D00/01)	35	11.18%	1.75%	1:0.16
Proactive DUI Arrests ¹⁵	63			
2. Lane Violations Crashes (M07)	54	17.25%	7.17%	1:0.42
Proactive Traffic Stops Initiated for the Probable Cause of Weaving/Lane Usage ¹⁶	259			
3. Inattentive to Driving Crashes (M12)	38	12.14%	3.24%	1:0.27
Proactive traffic stops initiated for the probable cause of an improper, reckless, or careless driving violation ¹⁷	117			
4. Exceeded Speed Crashes (M02/03)	48	15.34%	72.74%	1:4.74
Proactive Traffic Stops Initiated for the Probable Cause of Speeding ¹⁸	2,626			

Gaming Area Crashes and Enforcement Activity for CY 2020

	Top 4 ACF Crash Total	Top 4 proactive traffic stops Total	% of all crashes	% of all proactive traffic stops	Crash Total	Proactive Traffic Stop Total	Ratio ¹
Gilpin County	112	1,830	69.57%	67.28%	161	2,720	1:0.97
Teller County	175	3,065	55.91%	84.90%	313	3,610	1:1.52

Gilpin County Gaming Area Crashes and Enforcement Activity

Crash Causal Factor/Enforcement Activity	2016	2017	2018	2019	2020	% Change (2019-2020)
Impaired Driving Crashes (D00/01)	32	25	23	15	15	0.00%
Proactive DUI Arrests ¹³	63	91	90	83	56	-32.53%
Reactive DUI Arrests ¹⁴	21	20	21	15	13	-13.33%
Lane Violations Crashes (M07)	46	51	68	63	29	-53.97%
Proactive Traffic Stops Initiated for the Probable Cause of Weaving/Lane Usage ¹⁵	434	533	608	534	279	-47.75%
Inattentive to Driving Crashes (M12)	50	31	21	14	11	-21.43%
Proactive traffic stops initiated for the probable cause of an improper, reckless, or careless driving violation ¹⁶	177	182	105	140	61	-56.43%
Exceeded Speed Crashes (M02/03)	53	53	31	56	57	1.79%
Proactive Traffic Stops Initiated for the Probable Cause of Speeding ¹⁷	3,018	3,645	2,744	1,699	1,434	-15.60%

¹³ Proactive DUI/D arrests are based on arrest type in the CSP RDW equal to 'M' or 'F' for occupants unique on driver's license number with traffic stop unique on date, time, location road, and location mile point round where a violation with at least one of the following common codes were issued: 753, 754, 755, 765, 785, 800, 801, 802, 805, 806, 807, 808, 809, 810, 812, 813, 814, 815, 820, 821, or MPC (excludes patrol codes A & B).

¹⁴ Reactive DUI/D arrests are based on arrest type in the CSP RDW equal to 'M' or 'F' for occupants unique on driver's license number with traffic stop unique on date, time, location road, and location mile point round where a violation with at least one of the following common codes were issued: 753, 754, 755, 765, 785, 800, 801, 802, 805, 806, 807, 808, 809, 810, 812, 813, 814, 815, 820, 821, or MPC (includes only patrol codes A & B).

¹⁵ Proactive traffic stops initiated for the probable cause of weaving/lane usage (excludes patrol codes A & B) is unique on date time, location road, and location mile point round when at least one of the following PC Codes were used: 204, 221, 223, 224, 225, 300, or 773

¹⁶ Proactive traffic stops initiated for the probable cause of an improper, reckless, or careless driving violation (excludes patrol codes A & B) is unique on date time, location road, and location mile point round when at least one of the following PC Codes were used: 110, 137, 138, 139, 140, 141, 142, 143, 144, 146, 147, 149, 150, 152, 153, 154, 165, 166, 227, 771, 772, 774, 904, 952, 961, 995, 997, or MKC.

¹⁷ Proactive traffic stops initiated for the probable cause of speeding (excludes patrol codes A & B) is unique on date time, location road, and location mile point round when at least one of the following PC Codes were used: 004, 005, 006, 007, 009, 015, 016, 019, 020, 769, or 770.

Teller Gaming Area Crashes and Enforcement Activity						
Crash Causal Factor/Enforcement Activity	2016	2017	2018	2019	2020	% Change (2019-2020)
Impaired Driving Crashes (D00/01)	35	28	24	23	35	52.17%
Proactive DUI Arrests ⁵	40	42	60	75	63	-16.00%
Reactive DUI Arrests ⁶	26	21	16	18	28	55.56%
Lane Violations Crashes (M07)	28	54	57	58	54	-6.90%
Proactive Traffic Stops Initiated for the Probable Cause of Weaving/Lane Usage ⁷	160	206	241	331	259	-21.75%
Inattentive to Driving Crashes (M12)	34	47	47	38	38	0.00%
Proactive traffic stops initiated for the probable cause of an improper, reckless, or careless driving violation ⁸	173	210	172	332	117	-64.76%
Exceeded Speed Crashes (M02/03)	54	57	58	67	48	-28.36%
Proactive Traffic Stops Initiated for the Probable Cause of Speeding ⁹	3,080	3,108	2,865	4,513	2,626	-41.81%

Crash Causation - Colorado State Patrol Causal Factor

The Colorado State Patrol classifies crashes using a causal factor system. The Patrol has identified several of these causal factors as being associated with a higher level of fatal and injury crashes than others. For 2016 through 2020, crashes in the gaming areas have had the top 10 crash causal factors:

Gilpin County Gaming Area Top 10 Accident Causal Factors (ACF) for the Past 5 Years by ACF and Year							
ACF	Description	2016	2017	2018	2019	2020	Total
M07	Lane Violations	46	51	68	63	29	257
M02	Exceeding Safe Speed	47	49	29	54	53	232
M12	Inattentive to Driving	50	31	21	14	11	127
D00/01	DUI Alcohol/Drug Caused	32	25	23	15	15	110
M23	All Others	24	16	10	16	10	76
A01	Animal Caused	14	9	6	9	8	46
M10	Following too Closely	14	6	5	12	6	43
M11	Drove While Asleep	12	6	8	11	3	40
M08	Improper Passing	10	8	8	8	4	38
M21	Improper Backing	3	7	8	6	3	27

Teller County Gaming Area Top 10 Accident Causal Factors (ACF) for the Past 5 Years by ACF and Year							
ACF	Description	2016	2017	2018	2019	2020	Total
M07	Lane Violations	28	54	57	58	54	251
A01	Animal Caused	43	48	43	46	43	223
M12	Inattentive to Driving	34	47	47	38	38	204
M02	Exceeding Safe Speed	31	37	40	49	32	189
D00/D01	DUI Alcohol/Drug Caused	35	28	24	23	35	145
M03	Exceeded Legal Speed	23	20	18	18	16	95
M10	Following too Closely	12	17	20	22	20	91
M04	Failure to Yield Right of Way	21	21	15	20	10	87
M23	All Others	11	11	10	15	18	65
M11	Drove While Asleep	21	13	11	5	10	60

Gaming Area Roadway Closures

The Colorado State Patrol will work towards implementing Traffic Incident Management (TIM) principles in both gaming areas to reduce the impact of traffic to and from the gaming communities. This implementation is furthered by partnerships with local law enforcement and other first responders in the gaming areas.

Performance Measure: The Colorado State Patrol will employ Traffic Incident Management strategies to decrease times of ingress and egress to the Limited Gaming Area impacted by crashes or roadway events. The CSP set a baseline of the average road closure time per event. In 2018, the average time for a road closure event in Gilpin County was 137 minutes and in Teller County it was 218 minutes.

- By 2024, both gaming areas will reduce the average road closure time per event by 10% in order to ensure the safety of the public and reduce the economic impact on the gaming areas.

Gaming Areas Roadway Closures ¹⁸				
Category		2019	2020	% Change (2019-2020)
Gilpin County Gaming Area	Number of Roadway Events	55	45	-18.18%
	Duration of Roadway Closures	7,502 min	4,861 min	-35.20%
	Average Minutes per Closure Event	136.4 min	108 min	-20.80%
Teller County Gaming Area	Number of Roadway Events	5	11	120.00%
	Total Duration of Roadway Closures	621 min	1,457 min	134.62%
	Average Minutes per Closure Event	124.2 min	132.5 min	6.65%

¹⁸ Data retrieved from CDOT (JOA, Eisenhower Johnson Memorial Tunnels).

Gaming Area Community Outreach Initiatives

Performance Measure: The Colorado State Patrol is an organization with lasting statewide presence empowered with the ability to have a direct impact on the quality of life in communities large and small. While the bulk of CSP traditional operations will remain on the roadways, our ability to improve roadway safety and therefore community safety starts with building relationships within the community in conjunction with partner agencies.

- Each gaming area will develop an action plan to increase community engagement based on results of the biannual Colorado State Patrol Public Opinion Survey.
- Each gaming area will host two community meetings for each Gaming Area within each calendar year.

Gilpin County 2019 Progress:

In the first quarter of 2020, 1E had two community events scheduled: a Gilpin School Safety Day and a mass casualty incident tabletop/drill. Due to the COVID Pandemic and the “Stay at home order” both were cancelled.

On May 20, members of 1E leadership met virtually with Gilpin County Commissioner Gail Watson and Sheriff Kevin Armstrong to discuss motorcycle traffic in mid and north Gilpin County, particularly on weekends, and with emphasis on those riders who insist on speeding, passing illegally, and other dangerous riding behaviors. Since we had observed an increase in serious injury and fatal motorcycle crashes, we found it important to collaborate with our local partners to try to mitigate these incidents. We focused our weekend enforcement in these areas (Hwy 119 north of Black Hawk and CO Hwy 46 in particular), and worked in conjunction with GCSO deputies whenever possible to take enforcement action on dangerous driving/riding behaviors in these areas.

As the third quarter approached, most in-person gatherings and activities were still strictly curtailed. We traditionally participate in several events this time of year, including the Gilpin County Fair and the Gilpin High School Homecoming festivities, all of which were canceled. In August, we participated in a community-wide disaster preparedness assessment, which brought together stakeholders from both the private and public sectors to analyze and begin planning for community-wide hazards and threats and preparedness plans. We had many one-on-one conversations with local residents who have expressed their concerns about traffic, particularly on Highway 119 and Highway 46, and adjusted our patrolling strategies to address these concerns.

The fourth quarter of 2020 saw an uptick in COVID cases, and as a result, further restrictions on gathering sizes. In December, we had the unfortunate honor of participating in a community-wide tribute to two Central City firefighters who died off-duty due to carbon monoxide poisoning. Our agency took the lead on the funeral procession and escort from Arvada to the Gilpin County Fairgrounds.

Teller County 2019 Progress:

In the early months of 2020, the area's gaming troopers to include the troop captain attended a "Coffee with a Cop" event in the Manitou Springs area, which drew many local residents and gave them a venue to share their appreciation for the CSP's increased efforts in traffic safety. They were also able to share their concerns and requests one on one with the troopers working the gaming corridor.

As the pandemic lockdowns progressed, troopers spent a lot of time helping others with high visibility efforts during the COVID-19 pandemic outbreak by patrolling grocery store and department store areas where people felt most at risk during the pandemic. The Colorado State Patrol's goal was to help calm people reacting in crisis, and to be a symbol of safety in our communities.

Additional Gaming Troop Information

Gilpin County

Summary of 2020 Fatal Crashes

Troop 1E unfortunately experienced three fatal crashes with 4 total fatalities in our area of responsibility in 2020. Each of the fatal crashes involved a single motorcycle with no other vehicles involved, and all were on US 6 in Jefferson County (Clear Creek Canyon). A summary of each of these three fatal crashes follows:

April 7, 2020, 4:04 PM; US 6 milepost 262.33

A Harley Davidson motorcycle being driven eastbound by a 63-year-old male and carrying a 72-year-old female passenger drove off of the right side of the roadway in a left-hand curve and collided with a guard rail on the right side of the roadway. Both the driver and passenger were ejected from the motorcycle, and the driver sustained fatal injuries and was pronounced dead at the scene. The female passenger was transported to a local hospital, where she passed away from her injuries two days post-crash (April 9). Neither of the occupants were wearing helmets at the time of the crash. Toxicology tests revealed no alcohol or drug impairment on the part of the driver.

May 6, 2020, 12:45 PM; US 6 milepost 264.3

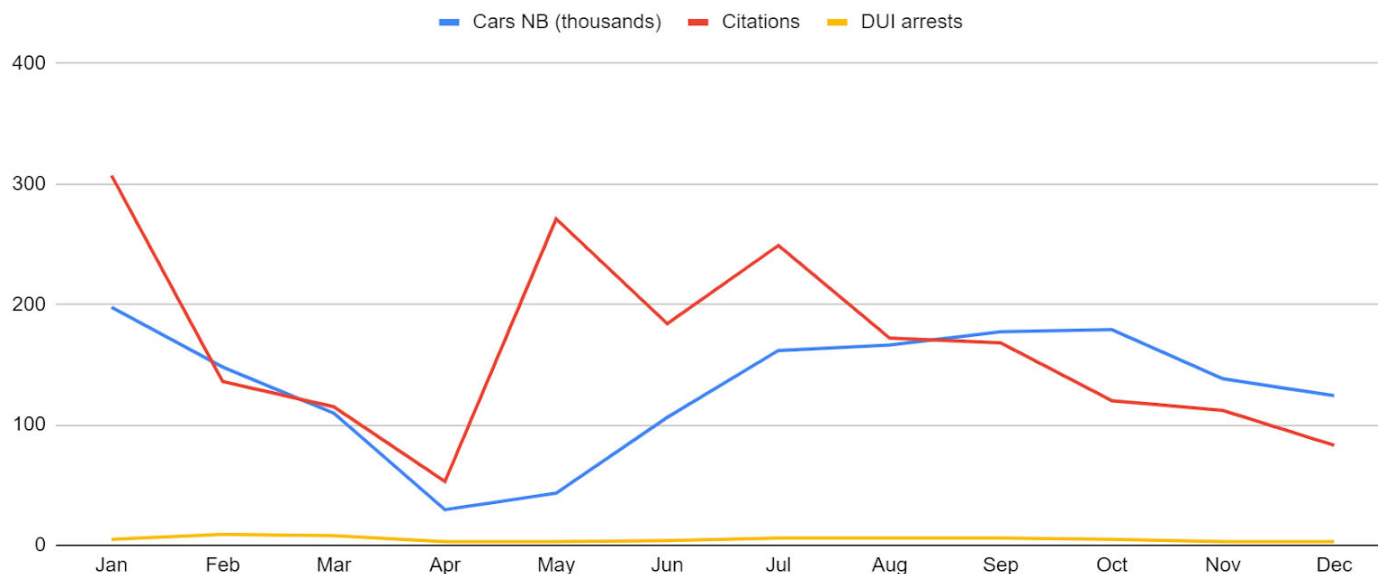
A Harley Davidson motorcycle being driven westbound by a 53-year-old male traveled off of the right side of the roadway in a slight left-hand curve. The motorcycle collided with a culvert/concrete drain off of the roadway and became airborne. The driver was ejected from the motorcycle and collided head-first into a large rock. The driver was not wearing a helmet and was pronounced deceased at the scene. Toxicology tests revealed no alcohol or drug impairment on the part of the driver.

September 22, 2020, 3:20 PM; US 6 milepost 270

A Harley Davidson motorcycle being driven westbound by a 28-year-old female traveled off of the right side of the roadway in a slight left-hand curve. The motorcycle traveled back onto the roadway, crossed the eastbound lane, and traveled off of the left side of the roadway onto the dirt shoulder. The motorcycle then struck the milepost sign and traveled down a steep embankment toward Clear Creek, striking several large rocks. The driver was ejected from the motorcycle striking her head on at least one of the rocks. The driver was wearing a helmet, but sustained fatal injuries and was pronounced deceased on scene. Toxicology tests later revealed that she was under the influence of alcohol and methamphetamine at the time.

Activity in 2020

The first quarter of 2020 started out well, with strong showings in total enforcement and proactive DUI arrests. As we moved into late February and began to learn more about the new coronavirus, our agency asked our troopers to use caution and discretion in traffic enforcement. We asked our troopers to not stop cars for minor infractions such as equipment or registration violations, but to still stop egregious violations that might result in danger to others, such as excessive speed or DUI violations. When the casinos were closed by executive order the week of March 16, traffic through the 1E area of responsibility dropped dramatically. In January, 197,632 cars drove northbound on CO 119 near milepost 1, about 1 mile north of the junction of US 6 and CO 119. By April, that number dropped to 29,600—a mere 15% of January's traffic. This served to illustrate just how much of the traffic we see is gaming related, and how little through traffic traverses the 1E area. We maintained 24-hour staffing as always, but the graveyard shift reported seeing maybe one or two vehicles after about 10 PM.



Troop 1E activity compared to traffic flow, CY 2020

With the decrease in traffic flow came an increase in drivers who chose to take advantage of the dearth of traffic on the roadways and engage in risky driving behaviors. As the weather began to improve in the spring and summer, traffic slightly increased. Due to the fact that the casinos were still closed, much of the traffic was recreational. It appeared that the citizens were tired of sheltering in place and wanted to get out and enjoy the outdoors. The State Patrol asked our troopers to step our enforcement efforts back up starting in April and May, since we were seeing a statewide increase in injury and fatal crashes.

As the casinos began to open on a limited basis, traffic picked back up; in October, we saw 178,991 northbound cars. However, a late-year spike in COVID cases resulted in more restrictions, and by December, we were back down to just over 124,000 northbound vehicles.

Our overall activity was down as compared to 2019. We hit a 5 year low in proactive DUI enforcement; however, we also saw a reduction in DUI crashes, crashes caused by distracted drivers, and crashes caused by lane violations. Our three fatal crashes were all caused by lane violations; had those vehicles involved been cars or trucks instead of motorcycles, it's likely that none of them would have been fatal. 1E troopers worked 64 high-visibility team operations throughout 2020, totaling 262 hours of time spent working to gain compliance with traffic laws. As we move into 2021, Troop 1E has already made nearly half of 2020's total proactive DUI arrest numbers in 2021 Q1. Troop 1E also has plans to partner with the Colorado State Patrol Motor team to help enforce traffic laws, especially motorcycles driving within 1E's area of responsibility. Our commitment to saving lives remains the same as ever, no matter what happens.

Teller County

Summary of 2020 Fatal Crashes

August 16, 2020: Hwy 24 MP 277

A motorcycle was eastbound on Colorado State Highway 24 and rear ended a vehicle in front of it that was slowing quickly. After striking the vehicle in front of it, the motorcycle then entered the westbound lane and was struck by another vehicle which was westbound on Highway 24. The two people on the motorcycle were killed.

September 17, 2020: Teller County Road 42

A motorcycle was traveling westbound on Teller County Road 52 at milepost 5. Vehicle 1 drifted off the right side of the roadway striking a fence post with the front wheel of the motorcycle, the driver was ejected from the motorcycle and killed.

September 29, 2020 Hwy 24 MP 280 (medical)

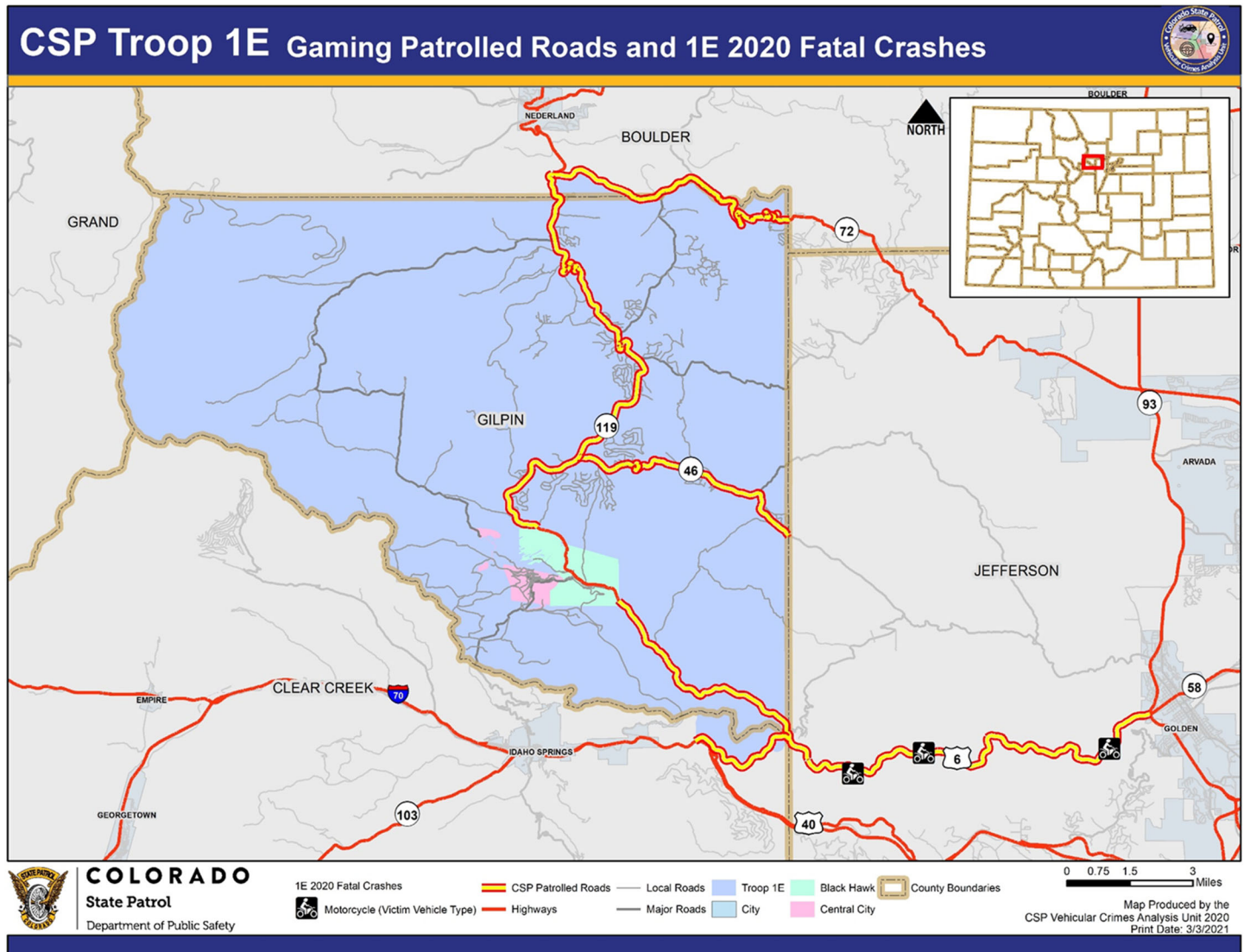
Vehicle #1 was eastbound on Colorado 24 and vehicle #2 was westbound on Colorado 24. Driver #1 became unconscious due to a medical condition and vehicle #1 began to drift into the westbound lanes. Vehicle #1's front impacted the left side tandem axles of vehicle #2's trailer. The driver of vehicle #1 was pronounced dead at the scene.

Activity in 2020

Troop 2E, Cripple Creek continues to focus CSP's efforts on ensuring safe driving and being highly visible to deter dangerous driving behaviors on the main highways leading to the gaming area of Teller County and to the central mountain corridor. Statistically Troop 2E's overall crash picture stayed relatively similar to 2019. However, there were noted increase in impaired driving involved crashes which mirrored similar patterns seen across Colorado. Troop 2E also saw some increased lane closures and delays in 2020.

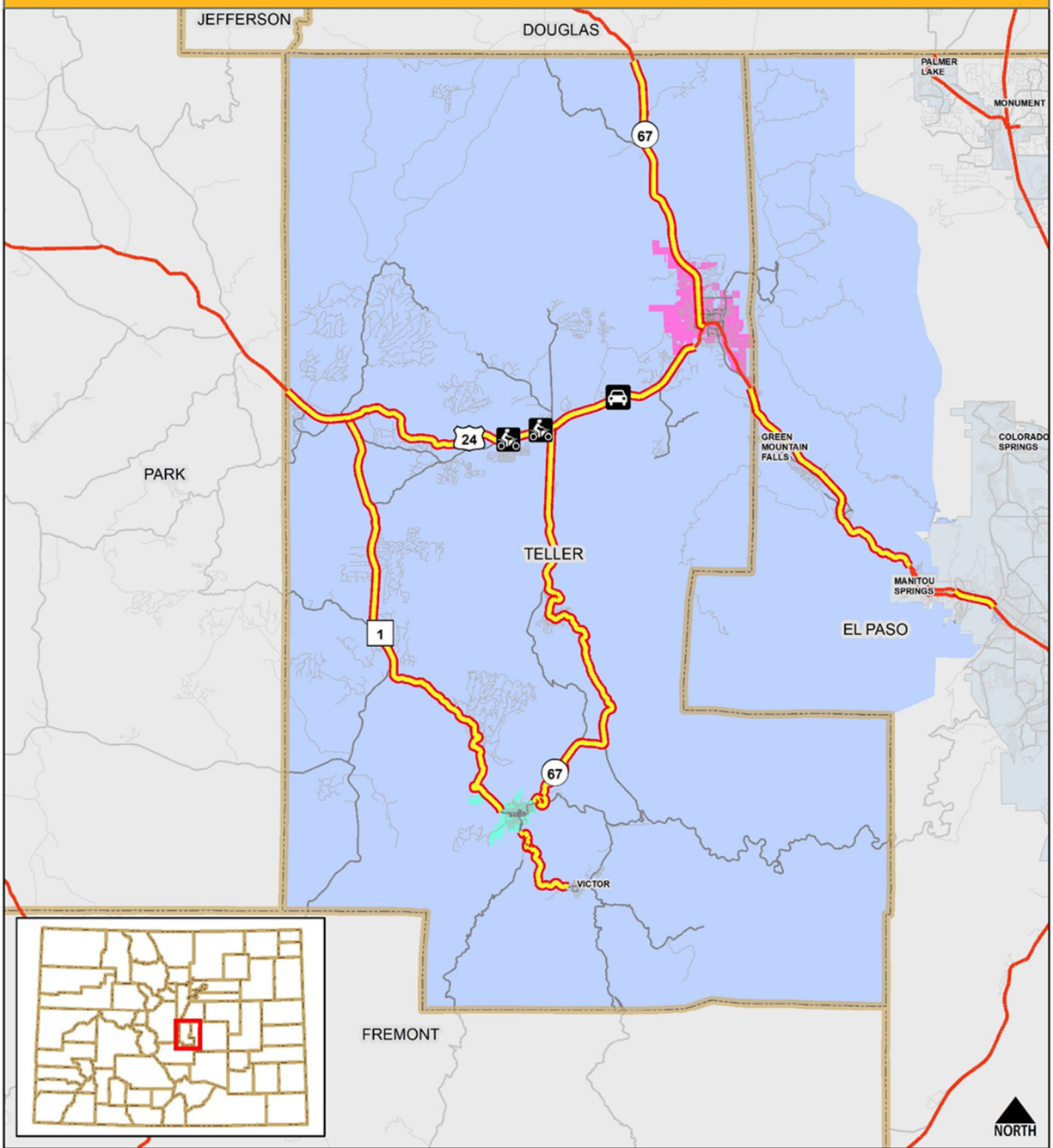
In 2020, the gaming area troopers saw an increase in motorcycle traffic as well as vehicles pulling trailers, mostly campers and boats during the pandemic year with drivers exploring the Colorado camping areas and reservoirs that are accessible from Highway 24, Highway 67, and Teller County Road 1. The increase of people who were in the mountains and recreating anecdotally aligns with what Troop 2E saw with an increase in driver's alcohol consumption, and drivers becoming involved in crashes while impaired. Secondly, the increased number of articulated vehicle traffic combined with many drivers unfamiliarity with the area and their lack of experience pulling some of the campers and recreational vehicles resulted in a crash increase in the troop area. These crashes resulted in longer lane delays with the additional removal of wrecked campers and boats from the roadways.

Gaming Area Maps



CSP Troop 2E

Gaming Patrolled Roads and 2E 2020 Fatal Crashes



COLORADO
State Patrol
Department of Public Safety

Victim Vehicle Type
 Motorcycle
 Vehicle
 CSP Patrolled Roads
 Highways
 Local Roads
 Major Roads
 Troop 2E
 City
 Cripple Creek
 Woodland Park
 County Boundaries

0 1.25 2.5 5
Miles

Map Produced by the
CSP Vehicular Crimes Analysis Unit 2020
Print Date: 3/3/2021

Department of Revenue, Division of Gaming
FY 2021-22 Budget Request

SB 21-xxx, Line Items	Total Approved FY 2020-21		Total Requested FY 2021-22		Year to Year	
	Total Funds	FTE	Total Funds	FTE	Variance	%Chng
Personal Services	7,344,354	88.0	7,344,354	88.0	0	0.0%
Operating Expenses	978,110		978,110		0	0.0%
Payments to Other State Agencies	4,958,340		5,079,898		121,558	2.5%
Distribution to Cities and Counties ⁽¹⁾	23,788,902		23,788,902		0	0.0%
Indirect Cost Assessment Total	509,149		699,299		190,150	37.3%
Total Long Bill/Commission Appropriations	37,578,855	88.0	37,890,563	88.0	311,708	0.8%
Gaming Division Indirects						
Enforcement Administration - Personal Services	329,629		329,629		0	0.0%
Enforcement Administration - Operating	4,938		4,938		0	0.0%
Central Appropriations						
Health, Life and Dental	937,206		893,439		(43,767)	-4.7%
Short-Term Disability	8,672		7,588		(1,084)	-12.5%
Amortization Equalization Disbursement	256,248		238,782		(17,466)	-6.8%
SPL Amortization Equalization Disbursement	256,248		238,782		(17,466)	-6.8%
Shift Differential	93,632		77,091		(16,541)	-17.7%
Salary Survey	-		115,817		115,817	0.0%
PERA Distribution SB-200	115,177		129,262		14,085	12.2%
Variable Vehicle Costs	96,639		59,000		(37,639)	-38.9%
Leased Space	408,347		312,677		(95,670)	-23.4%
Utilities	23,425		27,425		4,000	17.1%
Worker's Compensation	42,373		35,305		(7,068)	-16.7%
Risk Management and Property Funds	14,839		22,683		7,844	52.9%
Vehicle Lease Payments	72,642		85,000		12,358	17.0%
Payments to Office of Information Technology	763,094		60,324		(702,770)	-92.1%
ITD Operating	93,823		77,000		(16,823)	-17.9%
CORE Operations	86,618		71,780		(14,838)	-17.1%
Legal Services	246,440		243,054		(3,386)	-1.4%
Enforcement Administration Pot Allocations/Indirects						
EBG Admin Health, Life and Dental	35,910		34,759		(1,151)	-3.2%
EBG Admin Short-Term Disability	332		295		(37)	-11.1%
EBG Admin Amortization Equalization Disb.	9,819		9,290		(529)	-5.4%
EBG Admin SPL Amortization Equalization Disb.	9,819		9,290		(529)	-5.4%
EBG Admin Salary Survey	-		4,506		4,506	0.0%
EBG Admin PERA Distribution SB-200	4,413		-		(4,413)	-100.0%
Grand Total	41,489,138	88.0	40,978,279	88.0		
Gaming Budget Request Total	12,741,896		12,109,479		(632,417)	-4.96%
Other State Agencies Request Total	4,958,340		5,079,898		121,558	
Total Request	\$ 17,700,236		\$ 17,189,377		(510,859)	
Budget Request to Projected Revenues						
AGP Tax ⁽²⁾	96,280,198		114,882,675			
License and Application Fees	672,515		628,417			
Background Investigation Deposits	238,140		183,186			
Interest Revenue	678,833		573,762			
Total Projected Revenues	<u>97,869,686</u>		<u>116,268,040</u>			
Percentage of Gaming Budget to Revenues:	18.1%		14.8%			

⁽¹⁾ Distributions: This figure is a placeholder on the Long Bill and does not represent estimated or actual distributions.

⁽²⁾ FY 2020-21 projections include 8 months actuals and 4 months projections for balance of year.

FY 2020-21 projections assume the continuation of the FY 2020-21 gaming tax rate structure with no changes.

Department of Revenue
Line Item Descriptions

Division of Gaming
FY 2021-22 Budget Request

April 15, 2021

The FY 2021-22 budget request was prepared according to statewide standards and guidelines issued by the Governor's Office of State Planning and Budgeting (OSPB) and incorporates statewide figure-setting policy adopted by the Joint Budget Committee (JBC) for FY 2021-22. The following narrative details the changes in the budget request.

Line Item Appropriations pursuant to SB 21-XXX

Personal Services – No Change from Previous Fiscal Year

This funding pays for the Division of Gaming's staff, their benefits, and contract services. Typical personal services adjustments that occur each year include annualization of salary increases and performance awards granted in the prior fiscal year and common policy base adjustments. The Colorado Limited Gaming Control Commission has constitutional authority to allocate funds for the Division, and such funds are not subject to appropriation by the General Assembly (see Article XVIII, Section 9, Colorado Constitution and Section 44-30-701, C.R.S.). *The FY 2021-22 Personal Services request is \$7,344,354.*

Operating Expenses – No Change from Previous Fiscal Year

This line item funds numerous costs associated with the Division of Gaming's operations. The Colorado Limited Gaming Control Commission has constitutional authority to allocate Operating funds for the Division, and such funds are not subject to appropriation by the General Assembly (see Article XVIII, Section 9, Colorado Constitution and Section 44-30-701, C.R.S. *The FY 2021-22 Operating Expenses request is \$978,110.*

Payments to Other State Agencies – Increased Payments of \$121,558

This line item funds costs associated with other state agencies performing work for the Division of Gaming. Section 44-30-301, C.R.S., authorizes the Limited Gaming Control Commission to enter into contracts with any governmental entity to carry out duties of the Division of Gaming according to established criteria for cooperation and conditions for payment. The Commission has historically interpreted the agencies eligible for appropriations from the Limited Gaming Fund to be those specifically given statutory authority in the Limited Gaming Act to regulate or administer components of the program. The specific statutory citations for such agencies are: the Colorado State Patrol, 44-30-830(5), C.R.S.; the Colorado Bureau of Investigation, 44-30-830(5), C.R.S.; and the Division of Fire Prevention and Control, 44-30-515, C.R.S. A total of 5% of the Colorado Bureau of Investigation budget request has been reallocated to Sports Betting. The Commission approves requests from State agencies for payments from the Limited Gaming Fund. *The FY 2021-22 Payments to Other State Agencies request is \$5,079,898*

Distribution to Gaming Cities and Counties – No Change from Previous Year

The Distribution to Gaming Cities and Counties line item is a placeholder that reflects estimated distributions from the Limited Gaming Fund to eligible cities and counties including Gilpin and Teller counties, and the towns of Black Hawk, Central City, and Cripple Creek. The Colorado Constitution, Article XVIII, Section 9, authorizes limited gaming in Central City, Black Hawk, and Cripple Creek and is implemented in Sections 44-30-701 to 1201, C.R.S. It also provides clear direction as to the distribution of gaming revenues, which include: funding for historic preservation in the three gaming cities as well as statewide, funding for the host cities and counties for the

impacts of gaming, and a transfer to the General Fund for state impacts. From the net amount in the Limited Gaming Fund at year-end, the Constitution mandates the following distributions: 28 percent to the State Historical Fund, 12 percent to Gilpin and Teller counties (in proportion to the gaming revenues generated in each county), 10 percent to Black Hawk, Central City and Cripple Creek (in proportion to the gaming revenues generated in respective city), and 50 percent to the General Fund, “or such other fund as the general assembly shall provide.” The amount requested in the Long Bill serves as a placeholder and is not intended to accurately reflect estimated distributions for the Limited Gaming Fund. *For FY 2021-22, the request is based on a continuation amount of \$23,788,902.*

SB 18-191 Concerning the Local Government Limited Gaming Impact fund and, in connections therewith making an appropriation.

SB18-191 now mandates under 44-30-701(III)(A) at the end of 2017-18 state fiscal year and each year thereafter, five million dollars as annually increased by an amount equal to the percentage increase in the state share as described in subsection (1)(d)(I) of this section from the previous fiscal year to the local government limited gaming impact fund created in section 44-30-1301, plus an amount equal to the projected direct, and indirect costs to administer the local government limited gaming impact grant program set forth in section 44-30-1301 (2)(a)(I) for the upcoming fiscal year; except that such transfer shall be made at the beginning of the state fiscal year, and any unspent money from such transfer revert to the local government limited gaming impact fund. (b) If the state share does not increase from the previous fiscal year, then the state treasurer shall transfer an amount equal to the previous fiscal year's transfer.

Indirect Cost Assessment – Increased costs of \$190,150

The Indirect Costs line item reflects the total indirect cost assessment against the Limited Gaming Fund for the Department of Revenue. The request for this line item is based on the Departmental and Statewide Indirect Cost Allocation Plan and is updated each year to reflect accurate assessments against the Limited Gaming Fund. *The FY 2021-22 Indirect Cost Assessment request is \$699,299.*

Division Indirects – Overseen by the Department of Revenue, Executive Director

Enforcement Administration Indirect Cost Recoveries – No Change from Previous Fiscal Year

This funding pays for the salary of senior management, budget personnel, and administrative staff of the Enforcement Business Group’s Administration section, as well as any related contract services. Typical personal services adjustments that occur each year include annualization of salary increases and performance awards granted in the prior fiscal year and common policy base adjustments. The request for this line item is based on the Departmental and Statewide Indirect Cost Allocation Plan and is updated each year to reflect current assessments against the Limited Gaming Fund. *The FY 2021-22 Enforcement Administration cost is \$334,567.*

Enforcement Administration Pot Allocations/Indirect – Decreased Costs of \$2,153

This funding pays for the salary benefits of senior management, budget personnel and administrative staff of the Enforcement Business Group’s Administration section. *The FY 2021-22 Enforcement Administration Pot Allocation costs are \$58,140.*

POTS - Appropriations common to all departments which are appropriated to each Executive Director's office and then allocated out to divisions or programs within each department. Examples include Group Health and Life, and Workers' Compensation.

Central Appropriations (POTS) - Personal Services Common Policies

Health, Life and Dental (HLD) – Decreased costs of \$43,767

This appropriation covers the cost of the State's share of the employee's health, life and dental insurance as it relates to the number of employees in the Department of Revenue that elect to be covered. Rates and premiums are determined by the Department of Personnel and Administration. Every year, employees elect or opt out of coverage during an open enrollment period. Thus, depending on employees' circumstances, more or less may enroll than in a previous year and result in a change in the appropriation. Finally, change requests and legislation alter the appropriation. *The FY 2021-22 Health, Life and Dental costs are \$893,439.*

Short-term Disability (STD) – Decreased costs of \$1,084

Short-term disability insurance coverage provides partial payment of an employee's salary if that individual becomes disabled and cannot perform his or her work duties. All employees have coverage of this employer-paid benefit. The Short-term disability rates are negotiated and calculated by the Department of Personnel and Administration on a fiscal-year basis. Any change to the Department of Revenue's appropriation is based solely on the change in base salaries in the Department and the rate. *The FY 2021-22 Short-term Disability cost is \$7,588.*

S.B. 04-257 Amortization Equalization Disbursement (AED) – Decreased costs of \$17,466

This appropriation reflects an increase to the effective PERA contribution rates beginning January 1, 2006 to bring the Department into compliance with 24-51-211 C.R.S. (2011). Statutory increases in the contribution rate occur each year on January 1 until the appropriation is equivalent to 5.0 percent of total payroll. Increases in the appropriation are a result of these statutory increases. The line item is scheduled to reach the cap in January 2017. AED is calculated on all salary components for filled positions including the Base Salary, Salary Survey, Merit Pay and Shift Differential. *The FY 2021-22 Amortization Equalization Disbursement cost is \$238,782.*

S.B. 06-235 Supplemental Amortization Equalization Disbursement (SAED) – Decreased costs of \$17,466

This appropriation reflects an increase to the effective PERA contribution rates beginning January 1, 2008 to bring the Department into compliance with 24-51-211 C.R.S. Statutory increases in the contribution rate occur each year on January 1 until the appropriation is equivalent to 5.0 percent of total payroll. Increases in the appropriation are a result of these statutory increases. The line item is scheduled to reach the cap in January 2017. SAED is calculated on all salary components for filled positions including the Base Salary, Salary Survey, Merit Pay and Shift Differential. *The FY 2021-22 Supplemental Amortization Equalization Disbursement cost is \$238,782.*

Shift Differential – Decreased costs of \$16,541

Shift differential funding compensates employees for work performed outside a regular work schedule, such as evening and weekend shifts. The appropriation is typically based on 80.0 percent of prior year shift expenditures including the calculation for PERA, Medicare, AED, SAED and STD. *The FY 2021-22 Shift Differential cost is \$77,091.*

Salary Survey – Increased costs of \$115,817

This line item funds the base salary increases for State employees as recommended by the Department of Personnel and Administration's Total Compensation Report. All changes in yearly appropriations are based on this report and approved by the Joint Budget Committee. This appropriation was not funded for FY 2009-10, FY 2010-11, FY 2011-12 or FY 2012-13 due to the economic recession. *The FY 2021-22 Salary Survey cost is \$115,817.*

PERA Distribution SB-200 – Increased costs of \$14,085

This line item funds PERA distribution for SB-200. *The FY 2021-22 PERA distributions SB-200 cost is \$129,262.*

Central Appropriations (Pots) - Operating Common Policies

Variable Vehicle – Decreased costs of \$37,639

These dollars are appropriated to the Department through the Operating Expenses line item of the Executive Director's Office and then allocated to the divisions based on projected need. The funds cover the variable vehicle expenses including maintenance, fuel and insurance for the Department's assigned vehicles. *The FY 2021-22 Variable Vehicle cost is \$59,000.*

Leased Space – Decreased costs of \$95,670

This appropriation funds the payments for the Department's lease space contracts, including annual inflators, and allocates to the Divisions based on projected need. The increase is due to the expiration of the current building lease and the increased market value of commercial real estate in the area. *The FY 2021-22 Leased Space cost is \$312,677.*

Utilities – Increased costs of \$4,000

This appropriation provides funding to support the cost of maintaining the Department's state-owned facilities that include gaming offices where the lease does not include utilities. *The FY 2021-22 Utilities cost is \$27,425.*

Department Pots - Common Policies overseen by the Department of Personnel and Administration

Worker's Compensation – Decreased costs of \$7,068

Worker's compensation insurance for the entire state (excluding Department of Higher Education institutions) is carried by the Department of Personnel and Administration. Appropriations to departments covered by the insurance are provided through Joint

Budget Committee common policy determined through actuarial calculations and three years of claims history. In addition, this line item supports common resources for the Colorado State Employee Assistance Program (C-SEAP). All changes in the Department's appropriation for worker's compensation are the result of common policy changes. *The FY 2021-22 Worker's Compensation cost is \$35,305.*

Risk Management and Property Funds – Increased costs of \$7,844

The Department's share of liability and property insurance carried by the Department of Personnel and Administration is appropriated through this line item. The state's liability program is used to pay liability claims and expenses brought against the state. The state's property program pays for commercial insurance and associated deductibles for insurance coverage to state properties. For property premiums, state agencies pay a portion of the property insurance expense through a formula that allocates property premiums based upon the value of an agency's property holdings. For liability premiums, departments pay a portion of the projected need for cash flow to cover existing and anticipated liability claims based on an allocation formula developed by an actuarial firm retained by the Department of Personnel and Administration. All projections are approved by the Joint Budget Committee. Thus the Department of Revenue's appropriation and any changes to it are driven by the common policies established by the Joint Budget Committee. *The FY 2021-22 Risk Management and Property Funds request cost is \$22,683.*

Vehicle Lease Payments – Increased costs of \$12,358

This line item provides funding for the fixed lease costs of Department of Revenue vehicles and management fees charged by State Fleet Management (Department of Personnel and Administration). The appropriation is adjusted annually through a statewide vehicle decision item and/or supplemental request. The appropriation is allocated to the Divisions based on projected lease loan payments. *The FY 2021-2 Leased Vehicles cost is \$85,000.*

Common Policies Overseen by the Governor's Office of Information Technology (OIT)

Payments to OIT – Decreased costs of \$702,770

This line item was created in FY 2013-14 to pay for services provided by the Governor's Office of Information Technology that were previously appropriated and billed to State agencies through five common policy line items: Management and Administration of OIT, Purchase of Services from Computer Center, Colorado State Network (formerly Multiuse Network), Communication Services Payments, and Information Technology Security. Administration expenses of OIT are allocated to various departments in proportion to the level of services purchased from OIT. *The FY 2021-22 Office of Information Technology cost is \$60,324.*

Systems Support/ITD Operating Expenses- Decreased costs of \$16,823

Operating Expenses fund numerous information technology related contracts for the Department. Other costs paid for by this line item include telecommunications, general office supplies, and printing costs. This amount relates directly to the PBX/MIPC phone system upgrade that is taking place at Gaming facilities, which also includes the line port and phone rentals. Legislation does impact funding

for the Information Technology Division's operating expenses, most notably income tax check off bills. Income tax checks off bills contain one-time operating expenses based on the number of hours required for programming changes. *The FY 2021-22 cost is \$77,000.*

CORE Operations – Decreased costs of \$14,838

This line item was created in FY 2012-13 to support the replacement of the statewide COFRS system. This line item was renamed in FY 2015-16 to be CORE Operations to reflect payments to the Department of Personnel & Administration for all direct and indirect costs of maintaining the CORE system. The amount requested reflects the Department of Personnel and Administration calculated allocation. *The FY 2021-22 CORE Maintenance cost is \$71,780.*

Legal Services – Overseen by the Department of Law

Legal Services – Decreased costs of \$3,386

Legal representation for all divisions in the Department of Revenue is provided by the Department of Law. This line item pays for those services. The appropriation is based on the blended hourly rate, as set by the Joint Budget Committee every year, and the number of hours a department requires. Funding shortfalls that cannot be offset within the pot may be covered by excess personal services appropriations upon written notification to the Joint Budget Committee as directed by the Executive Director. *The FY 2021-22 Legal Services cost is \$243,054.*

The overall FY 2021-22 Gaming Budget Request has decreased from the FY 2020-21 Budget Year by \$632,417 or -4.96%, but the calculation excludes any changes to Other State Agencies requests.

Limited Gaming Fund Projections

Colorado Revised Statute 44-30-203(2)(i), requires that the Division provide an annual budget request that includes a complete financial plan for all proposed expenditures and anticipated revenues of the Division. The following summarizes the components of the FY 2021-22 financial plan for the Limited Gaming Fund created in Section 44-30-701(1), C.R.S. The Revenue Projections for FY 2021-22 will be presented to the Gaming Commission in April 2021. The expenditures reflect the FY 2021-22 Budget Requests. The table also illustrates the amount of revenue that could be distributed at the end of FY 2021-22.

FY 2021-22			
LIMITED GAMING FUND PROJECTION			
Preliminary Revenue Projection ⁽¹⁾ :			
AGP Tax	\$	114,882,675	
License and Application Fees		628,417	
Background Investigation Deposits		183,186	
Interest Revenue		573,762	
Total Preliminary Projected Revenues FY 2021-22	\$	116,268,040	
FY 2020-21 Projected Ending Escrow ⁽²⁾			2,626,880
FY 2021-22 Preliminary Projected Gross Gaming Fund	\$	118,894,920	
Estimated Fund Expenditures:			
Division of Gaming FY 2021-22 Request	\$	12,109,479	
CBI FY 2021-22 Estimate		1,141,325	
State Patrol FY 2021-22 Estimate		3,720,556	
Fire Prevention and Control FY 2021-22 Estimate		218,017	
Total Estimated Fund Expenditures	\$	17,189,377	
FY 2021-22 Projected Ending Escrow ⁽³⁾			2,864,896
FY 2021-22 Preliminary Estimate of Funds for Distribution ⁽⁴⁾	\$	98,840,647	

(1) FY 2021-22 revenue projections will be presented to the Commission in April 2021.

(2) Ending Escrow projection includes 8 months of actual FY 2020-21 data and 4 months of projections for balance of year.

(3) Ending Escrow projection equals two months of total fund appropriations.

(4) Distribution Estimate included only for illustration purposes.

Department of Revenue, Division of Gaming, Sports Betting
FY 2021-22 Budget Request

SB 21-XXX, Line Items	Total Approved FY 2020-21		Total Requested FY 2021-22		Year to Year	
	Total Funds	FTE	Total Funds	FTE	Variance	% Chng
Personal Services	1,901,145	23.5	2,101,145	23.5	200,000	10.5%
Operating Expenses	169,534		169,534		0	0.0%
Payments to Other State Agencies	-		60,070		60,070	0.0%
Indirect Cost Assessment Total	127,287		127,287		0	0.0%
Total Long Bill/Commission Appropriations	2,197,966	23.5	2,458,036	23.5	260,070	11.8%
Central Appropriations						
EDO Personal Services	-		-		0	0.0%
EDO Operating Expenses	-		-		0	0.0%
Health, Life and Dental	204,677		223,360		18,683	9.1%
Short-Term Disability	1,894		1,898		4	0.2%
Amortization Equalization Disbursement	55,962		59,695		3,733	6.7%
SPL Amortization Equalization Disbursement	55,962		59,695		3,733	6.7%
Salary Survey	-		28,954		28,954	0.0%
PERA Distribution SB-200	25,154		28,630		3,476	13.8%
Leased Space	102,087		78,169		(23,918)	-23.4%
Worker's Compensation	8,222		7,820		(402)	-4.9%
Risk Management and Property Funds	3,241		5,671		2,430	75.0%
Vehicle Lease Payments	34,650		8,000		(26,650)	-76.9%
Payments to Office of Information Technology	148,072		13,361		(134,711)	-91.0%
CORE Operations	16,807		15,898		(909)	-5.4%
Legal Services	142,388		142,388		0	0.0%
Grand Total	2,997,082	23.5	3,131,575	23.5		
Sports Betting Budget Request Total	2,997,082		3,071,505		74,423	2.48%
Other State Agencies Request Total			60,070		60,070	
Total Request	2,997,082		3,131,575		134,493	
Budget Request to Projected Revenues						
Net SBET Proceeds Tax	1,700,000		6,310,903			
License and Application Fees	18,750		220,150			
Background Investigation Deposits	589,468		181,144			
Sports Betting Operating Fee	2,261,577		2,342,925			
Interest Revenue	-		57,315			
Total Projected Revenues	4,569,795		9,112,437			
Percentage of Sports Betting Budget to Revenues:	65.6%		33.7%			

(1) The state will collect a tax of 10% on the net proceeds of sports betting activity to fund implementation of the state water plan and other public purposes. Of the total amount of tax collected, after first repaying the general fund appropriation for startup and initial operating costs, 6% is set aside annually to compensate the beneficiaries of revenues generated by limited gaming and other wagering activities for any losses attributable to competition from sports betting.



Department of Revenue Line Item Descriptions

Sports Betting FY 2021-22 Budget Request

April 15, 2021

The FY 2021-22 budget request was prepared according to statewide standards and guidelines issued by the Governor's Office of State Planning and Budgeting (OSPB) and incorporates statewide figure-setting policy adopted by the Joint Budget Committee (JBC) for FY 2021-22. The following narrative details the changes in the budget request.

Line Item Appropriations pursuant to SB 21-XXX

Personal Services – Increased costs of \$200,000

This funding pays for the staff that is allocated to Sports Betting, the Division of Gaming's staff that is partially allocated to Sports Betting, their benefits, and contract services. Typical personal services adjustments that occur each year include annualization of salary increases and performance awards granted in the prior fiscal year and common policy base adjustments. The Colorado Limited Gaming Control Commission has constitutional authority to allocate funds for the Division, and such funds are not subject to appropriation by the General Assembly (see Article XVIII, Section 9, Colorado Constitution and Section 44-30-701, C.R.S.). *The FY 2021-22 Personal Services request is \$2,101,145.*

FY 2020-21 Commission Approved	\$1,901,145
Performance Audit	\$ 200,000
FY 2021-22 Commission Request	\$2,101,145

Operating Expenses – No Change from Previous Fiscal Year

This line item funds numerous costs associated with the Division's operations. The Colorado Limited Gaming Control Commission has constitutional authority to allocate Operating funds for the Division, and such funds are not subject to appropriation by the General Assembly (see Article XVIII, Section 9, Colorado Constitution and Section 44-30-701, C.R.S.). *The FY 2021-22 Operating Expenses request is \$169,534.*

Payments to Other State Agencies – Increased Payments of \$60,070

This line item funds costs associated with other state agencies performing work for the Division of Gaming. Section 44-30-301, C.R.S., authorizes the Limited Gaming Control Commission to enter into contracts with any governmental entity to carry out duties of the Division of Gaming according to established criteria for cooperation and conditions for payment. The Commission has historically interpreted the agencies eligible for appropriations from the Limited Gaming Fund to be those specifically given statutory authority in the Limited Gaming Act to regulate or administer components of the program. The specific statutory citations for such agencies are: the Colorado Bureau of Investigation, 44-30-830(5), C.R.S. This line item consists of 5% of the total Colorado Bureau of Investigation budget request to the Limited Gaming Fund. The FY 2021-22 request totals amounts presented by the other state agencies. *The FY 2021-22 Payments to Other State Agencies request is \$60,070*

Revenue Distribution

The state will collect a tax of 10% on the net proceeds of sports betting activity to fund implementation of the state water plan and other public purposes. Of the total amount of tax collected, after first repaying the general fund appropriation for startup and initial operating costs, 6% is set aside annually to compensate the beneficiaries of revenues generated by limited gaming and other wagering activities for any losses attributable to competition from sports betting.

Indirect Cost Assessment – No Change from Fiscal Year

The Indirect Costs line item reflects the total indirect cost assessment against the Sports Betting Fund for the Department of Revenue. The request for this line item is based on the Departmental and Statewide Indirect Cost Allocation Plan and is updated each year to reflect accurate assessments against the Sports Betting Fund. *The FY 2021-22 Indirect Cost Assessment request is \$127,287.*

Central Appropriations (POTS) - Personal Services Common Policies

POTS - Appropriations common to all departments which are appropriated to each Executive Director's office and then allocated out to divisions or programs within each department. Examples include Group Health and Life, and Workers' Compensation.

Health, Life and Dental (HLD) – Increased costs of \$18,683

This appropriation covers the cost of the State's share of the employee's health, life and dental insurance as it relates to the number of employees in the Department of Revenue that elect to be covered. Rates and premiums are determined by the Department of Personnel and Administration. Every year, employees elect or opt out of coverage during an open enrollment period. Thus, depending on employees' circumstances, more or less may enroll than in a previous year and result in a change in the appropriation. Finally, change requests and legislation alter the appropriation. *The FY 2021-22 Health, Life and Dental costs are \$223,360.*

Short-term Disability (STD) – Increased costs of \$4

Short-term disability insurance coverage provides partial payment of an employee's salary if that individual becomes disabled and cannot perform his or her work duties. All employees have coverage of this employer-paid benefit. The Short-term disability rates are negotiated and calculated by the Department of Personnel and Administration on a fiscal-year basis. Any change to the Department of Revenue's appropriation is based solely on the change in base salaries in the Department and the rate. *The FY 2021-22 Short-term Disability cost is \$1,898.*

S.B. 04-257 Amortization Equalization Disbursement (AED) – Increased costs of \$3,733

This appropriation reflects an increase to the effective PERA contribution rates beginning January 1, 2006 to bring the Department into compliance with 24-51-211 C.R.S. (2011). Statutory increases in the contribution rate occur each year on January 1 until the appropriation is equivalent to 5.0 percent of total payroll. Increases in the appropriation are a result of these statutory increases. The line item is scheduled to reach the cap in January 2017. AED is calculated on all salary components for filled positions including the Base Salary, Salary Survey, Merit Pay and Shift Differential. *The FY 2021-22 Amortization Equalization Disbursement cost is \$59,695.*

S.B. 06-235 Supplemental Amortization Equalization Disbursement (SAED) – Increased costs of \$3,733

This appropriation reflects an increase to the effective PERA contribution rates beginning January 1, 2008 to bring the Department into compliance with 24-51-211 C.R.S. Statutory increases in the contribution rate occur each year on January 1 until the appropriation is equivalent to 5.0 percent of total payroll. Increases in the appropriation are a result of these statutory increases. The line item is scheduled to reach the cap in January 2017. SAED is calculated on all salary components for filled positions including the Base Salary, Salary Survey, Merit Pay and Shift Differential. *The FY 2021-22 Supplemental Amortization Equalization Disbursement cost is \$59,695.*

Shift Differential – No Change from Previous Fiscal Year

Shift differential funding compensates employees for work performed outside a regular work schedule, such as evening and weekend shifts. The appropriation is typically based on 80.0 percent of prior year shift expenditures including the calculation for PERA, Medicare, AED, SAED and STD. *The FY 2021-22 Shift Differential cost is \$0.*

Salary Survey – Increased costs of \$28,954

This line item funds the base salary increases for State employees as recommended by the Department of Personnel and Administration's Total Compensation Report. All changes in yearly appropriations are based on this report and approved by the Joint Budget Committee. This appropriation was not funded for FY 2009-10, FY 2010-11, FY 2011-12 or FY 2012-13 due to the economic recession. *The FY 2021-22 Salary Survey cost is \$28,954.*

PERA Distribution SB-200 – Increased costs of \$3,476

This line item funds PERA distribution for SB-200. *The FY 2021-22 PERA distribution SB-200 cost is \$28,630.*

Central Appropriations (Pots) - Operating Common Policies

Leased Space – Decreased costs of \$23,918

This appropriation funds the payments for the Department's lease space contracts, including annual inflators, and allocates to the Divisions based on projected need. *The FY 2021-22 Leased Space cost is \$78,169.*

Department Pots - Common Policies overseen by the Department of Personnel and Administration

Worker's Compensation – Decreased costs of \$402

Worker's compensation insurance for the entire state (excluding Department of Higher Education institutions) is carried by the Department of Personnel and Administration. Appropriations to departments covered by the insurance are provided through Joint Budget Committee common policy determined through actuarial calculations and three years of claims history. In addition, this line item supports common resources for the Colorado State Employee Assistance Program (C-SEAP). All changes in the Department's

appropriation for worker's compensation are the result of common policy changes. *The FY 2021-22 Worker's Compensation cost is \$7,820.*

Risk Management and Property Funds – Increased costs of \$2,430

The Department's share of liability and property insurance carried by the Department of Personnel and Administration is appropriated through this line item. The state's liability program is used to pay liability claims and expenses brought against the state. The state's property program pays for commercial insurance and associated deductibles for insurance coverage to state properties. For property premiums, state agencies pay a portion of the property insurance expense through a formula that allocates property premiums based upon the value of an agency's property holdings. For liability premiums, departments pay a portion of the projected need for cash flow to cover existing and anticipated liability claims based on an allocation formula developed by an actuarial firm retained by the Department of Personnel and Administration. All projections are approved by the Joint Budget Committee. Thus the Department of Revenue's appropriation and any changes to it are driven by the common policies established by the Joint Budget Committee. *The FY 2021-22 Risk Management and Property Funds request cost is \$5,671.*

Vehicle Lease Payments – Decreased costs of \$26,650

This line item provides funding for the fixed lease costs of Department of Revenue vehicles and management fees charged by State Fleet Management (Department of Personnel and Administration). The appropriation is adjusted annually through a statewide vehicle decision item and/or supplemental request. The appropriation is allocated to the Divisions based on projected lease loan payments. *The FY 2021-22 Leased Vehicles cost is \$8,000.*

Common Policies Overseen by the Governor's Office of Information Technology (OIT)

Payments to OIT – Decreased costs of \$134,711

This line item was created in FY 2013-14 to pay for services provided by the Governor's Office of Information Technology that were previously appropriated and billed to State agencies through five common policy line items: Management and Administration of OIT, Purchase of Services from Computer Center, Colorado State Network (formerly Multiuse Network), Communication Services Payments, and Information Technology Security. Administration expenses of OIT are allocated to various departments in proportion to the level of services purchased from OIT. *The FY 2021-22 Office of Information Technology cost is \$13,361.*

Tax Admin- Maintenance & Support – No Change from Prior Fiscal Year

This line item was created in FY 2019-20 to pay for services provided by Tax Administration to allow for software changes in GenTax to allow for the collection of Sports Betting Taxes and also for maintenance and support. *The FY 2021-22 Tax Admin- Maintenance & Support is \$0.*

CORE Operations – Decreased costs of \$909

This line item was created in FY 2012-13 to support the replacement of the statewide COFRS system. This line item was renamed in FY 2015-16 to be CORE Operations to reflect payments to the Department of Personnel & Administration for all direct and indirect costs of maintaining the CORE system. The amount requested reflects the Department of Personnel and Administration calculated allocation. *The FY 2021-22 CORE Maintenance cost is \$15,898.* **Legal Services – Overseen by the Department of Law**

Legal Services – No change from Previous Fiscal Year

Legal representation for all divisions in the Department of Revenue is provided by the Department of Law. This line item pays for those services. The appropriation is based on the blended hourly rate, as set by the Joint Budget Committee every year, and the number of hours a department requires. Funding shortfalls that cannot be offset within the pot may be covered by excess personal services appropriations upon written notification to the Joint Budget Committee as directed by the Executive Director. *The FY 2021-22 Legal Services cost is \$142,388.*

The overall FY 2021-22 Sports Betting Budget Request has increased from the FY 2020-21 Budget Year by \$74,423 or 2.48%, but the calculation excludes any change to Other State Agencies' requests.

Sports Betting Fund Projections

Colorado Revised Statute 44-30-203(2)(i), requires that the Division provide an annual budget request that includes a complete financial plan for all proposed expenditures and anticipated revenues of the Division. The following summarizes the components of the FY 2020-21 financial plan for the Sports Betting Fund created in Section 44-30-701(1), C.R.S. The Revenue Projections for FY 2021-22 will be presented to the Gaming Commission in April 2021. The expenditures reflect the FY 2021-22 Budget Requests. The table also illustrates the amount of revenue that could be distributed at the end of FY 2021-22.

FY 2021-22			
SPORTS BETTING FUND PROJECTION			
Preliminary Revenue Projection ⁽¹⁾ :			
AGP Tax	\$	6,310,903	
License and Application Fees		220,150	
Background Investigation Deposits		181,144	
Sports Betting Operating Fee		2,342,925	
Interest Revenue		57,315	
Total Preliminary Projected Revenues FY 2021-22	\$		9,112,437
FY 2021-22 Preliminary Projected Gross Sports Betting Fund	\$		9,112,437
Estimated Fund Expenditures:			
Sports Betting FY 2021-22 Request	\$	3,071,505	
CBI FY 2021-22 Estimate		60,070	
Total Estimated Fund Expenditures	\$		3,131,575
FY 2021-22 Projected Hold Harmless ⁽²⁾			378,654
FY 2021-22 Preliminary Estimate of Funds for Distribution ⁽³⁾	\$		5,602,208

(1) FY 2021-22 revenue projections will be presented to the Commission in April 2021.

(2) Hold Harmless is 6% of AGP Tax

(3) Distribution Estimate included only for illustration purposes.



COLORADO
Department of Revenue
Specialized Business Group—Gaming

FY 2021-22 Limited Gaming Fund

Revenue and Expenditure Projections

April 15, 2021

Agenda

- Limited Gaming Fund Revenue
- AGP and Tax Projections By Tax Bracket
- FY 2020-21 Appropriation & FY 2021-22 Appropriation Request
- Projected FY 2020-21 and FY 2021-22 Cash Flow

Limited Gaming Fund

Revenue Projections

In Thousands

Revenue Category	FY 2020-21 Projection	FY 2021-22 Projection	Variance
Tax Revenue	\$106,571	\$114,883	\$8,312
License and Application Fee Revenue	\$628	\$628	\$0
Background Investigations	\$158	\$183	\$25
Interest Revenue	\$574	\$573	(\$1)
Totals¹	\$107,932	\$116,268	\$8,336

FY 2020-21 projections are updated as of April 1 , 2021.

This projection assumes the continuation of the gaming tax rate structure with no changes.

Limited Gaming Fund

Year End AGP and Tax Projections

FY 2020-21 Projected Tax Revenues ¹

Tax Rate	AGP Range	# Casinos	Total AGP	Total Tax
0.25% - 2.00%	\$0 to \$5 Million	7	\$ 20,280,828	\$ 237,297
9.00%	\$5 to \$8 Million	6	37,852,643	1,096,738
11.00 - 16.00%	\$8 to \$13 Million	5	49,980,876	2,880,783
20.00%	Over \$13 Million	16	636,982,983	102,356,597
		34	\$ 745,097,330	\$ 106,571,414

FY 2021-22 Projected Tax Revenues ²

Tax Rate	AGP Range	# Casinos	Total AGP	Total Tax
0.25% - 2.00%	\$0 to \$5 Million	4	\$ 11,200,056	\$ 125,022
9.00%	\$5 to \$8 Million	7	42,143,466	1,097,912
11.00 - 16.00%	\$8 to \$13 Million	6	61,198,278	3,659,348
20.00%	Over \$13 Million	16	675,201,962	110,000,392
		33	\$ 789,743,762	\$ 114,882,675

Year over Year Projected Growth

6.00%

7.80%

¹ FY 2020-21 projections are updated as of April 1, 2021.

² This projection assumes the continuation of the gaming tax rate structure with no changes.

Limited Gaming Fund

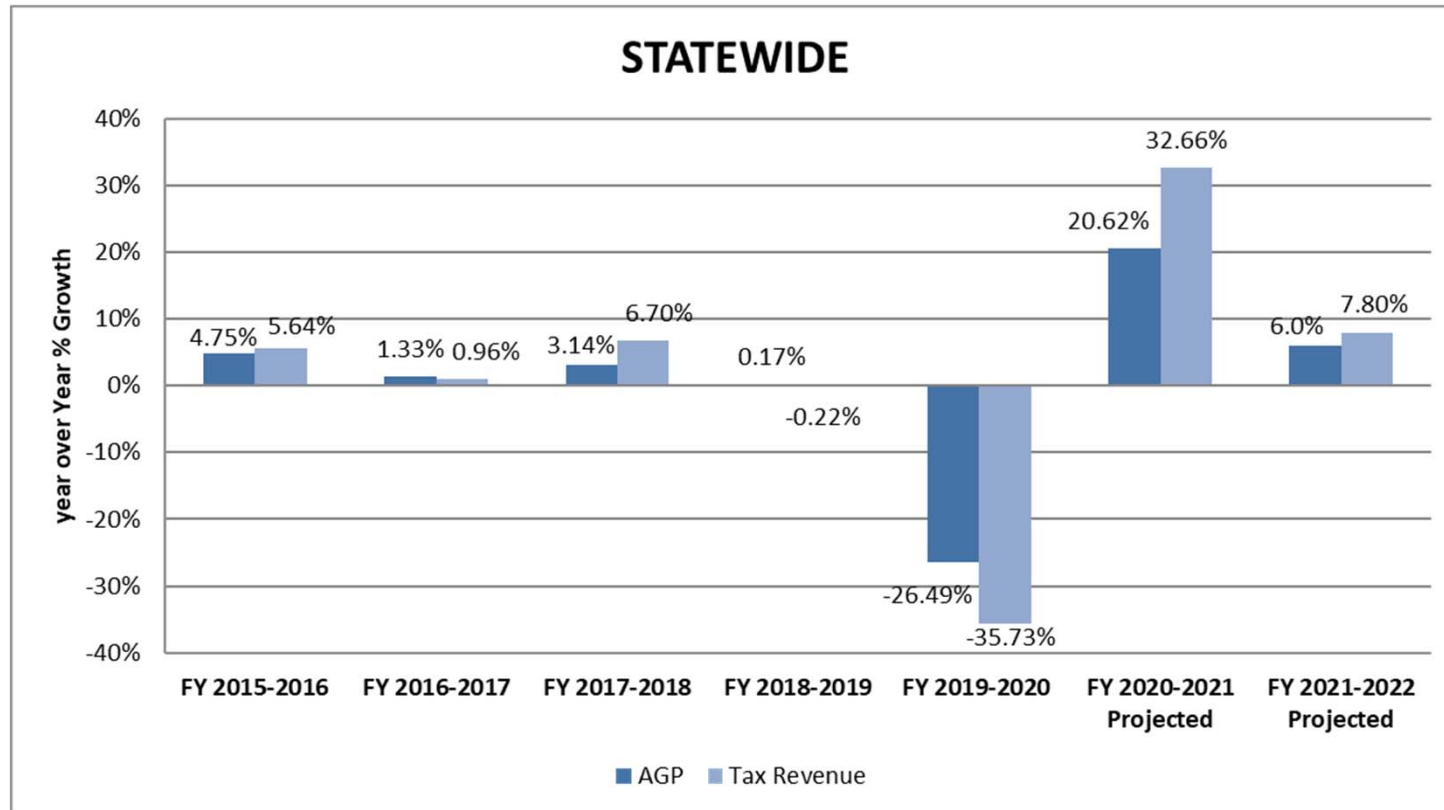
FY 2020-21 Appropriation & FY 2021-22 Appropriation Request

Long Bill Line Items	FY 2020-21	FY 2021-22	Variance
Personal Services	\$ 7,344,354	\$ 7,344,354	-
Operating Expenses	978,110	\$978,110	-
Indirect Cost Assessment	509,149	\$699,299	190,150
Enforcement Administration Indirect Cost Recovery	334,567	334,567	-
Central Appropriations	3,575,716	2,753,149	(822,567)
Gaming Budget Request Total	\$ 12,741,896	\$12,109,479	(632,417)
Other State Agencies Request Total	4,958,340	5,078,898	121,558
Total Request	\$ 17,700,236	\$ 17,189,377	(510,859)

-0.50% Variance*

Limited Gaming Fund

AGP and Tax: Year to Year Growth



The current tax rate commenced July 1, 2012.

Limited Gaming Fund

Limited Gaming Fund Projected Cash Flow

In Millions

	FY 2020-21 Projected	FY 2021-22 Requested Funds
Beginning Fund Balance*	\$ 3	\$ 3
Revenue	\$ 108	\$ 116
Expenditures		
Department of Revenue Expenditures	11	12
Payments to Other State Agencies	5	5
Total Expenditures	\$ 16	\$ 17
Net Income	\$ 92	\$ 99
Projected Fund Balance*	\$95	\$ 102
Escrow Reserve	3	3
Fund Balance Available for Distributions*	\$ 92	\$ 99

*FY 2021-22 Beginning Fund Balance is the ending FY 2020-21 Escrow Reserve. The remaining funds will be included in the year-end distribution.

Colorado Limited Gaming Control Commission

Minutes of Public Session

March 18, 2021

PUBLIC SESSION

I. Call to Order

The March 18, 2021 meeting of the Colorado Limited Gaming Control Commission was called to order by Chair Blessman at approximately 9:17 a.m. via a Cisco Webex video conference at the Division of Gaming Office at 1707 Cole Blvd., Suite 350, Lakewood, Colorado, 80401. Commissioners Nathan, Carlson, Coleman, and Davis were present via Cisco Webex and a quorum existed.

Officials & Administrators in Attendance

Kristen Blessman, Chair, via Cisco Webex

Richard Nathan, Vice-Chair via Cisco Webex

Shawn Coleman, Commissioner via Cisco Webex

Justin Davis, Commissioner via Cisco Webex

Tim Carlson, Commissioner via Cisco Webex

Cory Amend, Senior Director, Specialized Business Group via Cisco Webex

Dan Hartman, Director via Cisco Webex

Torrey Samson, Assistant Attorney General via Cisco Webex

Bradford Jones, Senior Assistant Attorney General via Cisco Webex

Robert Dodd, First Assistant Attorney General via Cisco Webex

John Lizza, First Assistant Attorney General via Cisco Webex
Suzanne Karrer, Communications Manager via Cisco Webex

Brett Buckingham, Supervisory Investigator via Cisco Webex

Breanne Nolan, Assistant to the Director, Secretary to the Commission via Cisco Webex

EXECUTIVE SESSION

The Commission voted unanimously to go into Executive Session pursuant to sections 24-6-402(3)(a) (III), 44-30-521(1)(a), 44-30-526(1)(d), and 44-30-1507 of the Colorado Revised Statutes to review confidential background licensing reports from the Division of Gaming that were scheduled for consideration in the Public Session.

PUBLIC SESSION

II. Approval of Licensing Actions

The Commission voted unanimously to approve the Temporary Vendor Major License for Betsson U.S. Corp. d/b/a Betsson. This Temporary Vendor Major License was issued pending the final result of the Division's background investigation.

The Commission voted unanimously to approve the First Vendor Minor Licenses for Three Lions Denver, LLC d/b/a DNVR, BOOMTV, INC., Soho Experiential LLC, Akamai Technologies, Inc. d/b/a Akamai, The Rail Media, Inc. d/b/a The Rail, DAZN NORTH AMERICA INC., Home Marketing, Colorado Golf Charities, Inc. d/b/a TPC Colorado Championship at Heron Lakes, Flexout Limited, Vegas Sports Information Network, Inc. d/b/a VSiN and Vegas Stats & Information Network, and LEVEL 3 COMMUNICATIONS, LLC d/b/a Lumen Technologies. These Vendor Minor Licenses will expire 2 years from the dates of issuance.

III. Opportunity for the Public to Address the Commission

The Chair extended an opportunity for the public to address the Commission. No members of the public came forward to address the Commission.

IV. Consideration of Division Limited Gaming Financial Statement for January 2021

The Commission voted unanimously to approve the Statement of Gaming Revenues, Gaming Taxes, and Expenditures (unaudited) for the seven months ending on January 31, 2021 and to authorize its distribution.

V. Consideration of Division Sports Betting Financial Statement for January 2021

Discussion was had by Commissioner Nathan, Commissioner Davis, and Director Hartman.

The Commission voted unanimously to approve the Statement of Sports Betting Revenues, Taxes, and Expenditures (unaudited) for the seven months ending on January 31, 2021 and to authorize its distribution.

VI. Consideration of Organizational Matters

1. Adoption of Public Session Minutes for February 18, 2021

The Commission approved the minutes from the February 18, 2021 public session of the Colorado Limited Gaming Control Commission.

2. Directors' Update

Cory Amend, Senior Director, Specialized Business Group, explained that the State's furlough initiative for all employees had been completed for Fiscal Year 2021 but there was no current discussion of furlough dates in Fiscal Year 2022.

Dan Hartman, Director, Division of Gaming, stated that an initiative to update the stairway next to the Central City Gaming office building was in process. He also discussed that as of January 2021, Gaming tax revenue was down seventeen percent (17%) but that percentage was moving in a more positive direction with the development of the February financials. He was hopeful that the end of Fiscal Year 2021 would provide more revenue for Gaming beneficiaries when

compared to Fiscal Year 2020. Commissioner Coleman and Director Hartman discussed beneficiary presentations that were expected to take place during the tax setting hearings at the April and May Commission meetings. Commissioner Blessman and Director Hartman had a discussion regarding Commission meetings being held in Central City and Cripple Creek. Director Hartman was optimistic that those Commission meetings could be held at the outer offices in fall 2021. Director Hartman concluded that table games had been reinstated at casinos in Central City and Cripple Creek and that patron numbers had seemed to increase with the reinstatement.

Adjournment

The Commission voted unanimously to adjourn the March 18, 2021 meeting of the Colorado Limited Gaming Control Commission at 10:23 a.m.

Breanne Nolan, Secretary to the Colorado Limited Gaming Control Commission